



MEASURED THERMAL AND FAST NEUTRON FLUENCE RATES ATR CYCLES 171B. SR

February 2024

Changing the World's Energy Future

Billy J Walker, Michael A Reichenberger



DISCLAIMER

This information was prepared as an account of work sponsored by an agency of the U.S. Government. Neither the U.S. Government nor any agency thereof, nor any of their employees, makes any warranty, expressed or implied, or assumes any legal liability or responsibility for the accuracy, completeness, or usefulness, of any information, apparatus, product, or process disclosed, or represents that its use would not infringe privately owned rights. References herein to any specific commercial product, process, or service by trade name, trade mark, manufacturer, or otherwise, does not necessarily constitute or imply its endorsement, recommendation, or favoring by the U.S. Government or any agency thereof. The views and opinions of authors expressed herein do not necessarily state or reflect those of the U.S. Government or any agency thereof.

MEASURED THERMAL AND FAST NEUTRON FLUENCE RATES ATR CYCLES 171B. SR

Billy J Walker, Michael A Reichenberger

February 2024

**Idaho National Laboratory
Idaho Falls, Idaho 83415**

<http://www.inl.gov>

**Prepared for the
U.S. Department of Energy
Under DOE Idaho Operations Office
Contract DE-AC07-05ID14517, DE-AC07-05ID14517**

MEASURED THERMAL AND FAST NEUTRON FLUENCE RATES
ATR CYCLE 171B
Revision 0
7/21/23 thru 9/26/23

B. J. Walker and M. A. Reichenberger

This report contains the thermal (2200 m/s) and fast ($E > 1\text{MeV}$) neutron fluence rate data for ATR Cycle 171B SR which were measured by the Radiation Measurements Laboratory (RML) as requested by the Power Reactor Programs (ATR Experiments) Radiation Measurements Work Order.

This report contains fluence rate values corresponding to the particular elevations (relative to the 80-ft. core elevation) where the measurements were taken. The data in this report consists of (1) a table of the ATR power history and distribution, (2) a hard copy listing of all thermal and fast neutron fluence rates, (3) plots of both the thermal and fast neutron fluence rates, and (4) an optical record (compact disk) containing a listing of the thermal and the fast neutron fluence rates, their assigned elevations and proper header identification of all monitor positions contained herein.

The fluence rates reported are for the average power levels given in the table of power history and distribution.

All "SR" holder monitor wires for this cycle are 55 inches long. This length allows measurements from 24.73 inches above core midplane to 25.25 inches below core midplane. The distance from the end of the wires to the first count position was 4.25 inches for all wires counted from this cycle.

During the irradiation of Cycle 152A, the RML performed additional flux measurements to assess core reconfiguration issues. Measurements using cadmium covered as well as bare neutron monitors in the Southwest, Southeast, and H positions of the Center lobe were performed to determine the division in neutron energy between epithermal and thermal neutrons. This is defined as the resonance correction defined in this report. It is used to quantify both thermal and fast neutron flux. For more information, please refer to letter, "RADIATION MEASUREMENTS LABORATORY MEASUREMENTS OF IN CORE ATR PHYSICS TESTING DURING CYCLE 152A" dated January 24, 2013, to Casey Stengel from C. C. Jensen. The measured values documented in RML Procedure, "ACMM-3600, Flux Monitoring," will be used indefinitely until further measurements supersede the current values.

DEFINITIONS OF REPORTED INFORMATION
ON PRINTED PAGES

1. **CYCLE:** The identification code given to a specific period of operation of the ATR for which the data in this report applies.
2. **POSITION:** The identification code given to a specific location in the ATR core area where neutron monitors were located and for which the data associated with the code apply. The letter code identifies the lobe and the number code identifies a monitor position.
3. **MONITOR ID:** The identification code given to a specific neutron monitor holder. The code is stamped on the holder. The letter code identifies the type of holder and the number is unique to allow tracking of the neutron monitors and their data.
4. **EFPD:** The acronym for, "Effective Full Power Days" which is the effective number of days the ATR operated at the average total core power level of the cycle. This value is obtained from the ATR power history and distribution.
5. **AVERAGE MW:** The average power level (in megawatts) at which the ATR lobe operated during the cycle. The values used for NW, NE, C, SW, and SE lobes are obtained from the ATR power history and distribution. The values used for the other lobes and core positions are determined as follows:

$$\begin{aligned}
 N &= (NE + NW + C)/3 \\
 E &= (NE + SE + C)/3 \\
 S &= (SE + SW + C)/3 \\
 W &= (NW + SW + C)/3
 \end{aligned}$$

$$\begin{aligned}
 A1 \text{ through } A8 &= C \\
 A9 &= NE \\
 A10 &= SE \\
 A11 &= SW \\
 A12 &= NW
 \end{aligned}$$

B1 or B2 = NE	I21 = NE	B9 = N
B3 or B4 = SE	I22 = SE	B10 = E
B5 or B6 = SW	I23 = SW	B11 = S
B7 or B8 = NW	I24 = NW	B12 = W

6. **DATE:** The calendar dates corresponding to the outage and operating time of the cycle. These dates include the forced outage time associated with the cycle as well as the operating time.

7. **ELEVATION:** The vertical position associated with the neutron fluence rate measurement value relative to the 80 ft. elevation of the ATR core. The elevation values are in inches and negative values are below the 80 ft. elevation (commonly referred to as centerline). The elevation values are established reference elevation points specified as follows:

<u>Holder Type</u>	<u>Reference Elevation</u>	<u>Drawing Numbers</u>
SR	77.768 ft.	417424

Using the dimensions of the monitor holders, the location of the monitor wire in the holder, the length of the wire and the distance between the measurements along the wire an elevation value for each fluence rate value is determined. An evaluation of the elevation tolerances is listed as follows:

Known Tolerances:

Holder Fabrication	+ 0.11 inch
Cutting the Monitor Wire to Length	+ 0.10 inch
Wire Alignment in the Holder	+ 0.13 inch
Mounting the Wire to the Scanner	+ 0.13 inch
Scanning Control	+ 0.01 inch
Scanner Home Positioning	+ 0.06 inch

Estimated Tolerances:

4.25" Wirescanner Fixture Offset	+ 0.25 inch
Stackup of the Safety Rod Components	\pm 0.33 inch
Position of the Safety Rod Relative to 80 ft. during Operation	\pm 0.75 inch*

Total Tolerance: \pm **1.87 inch**

These elevation tolerances include only what are from random errors. Systematic errors or biases may also occur due to information input. However, procedural controls are used to minimize this information input error.

*This estimate does not include variations due to thermal and hydraulic effects.

8. **"THERMAL":** The equivalent 2200 m/s (0.025 eV) neutron fluence rate assuming a Maxwellian distribution for the thermalized neutrons at 20.44C. The fluence rate is determined from the Co-59 (n, γ) Co-60 reaction rate assuming a 37 barn 2200 m/s cross section for the reaction. Corrections for the epithermal reaction rate are made based on cadmium ratio measurements at each position of the fluence rate measurement. All fluence rate values are in units of neutrons per sqcm per second.
9. **"FAST":** The equivalent >1 MeV fission neutron energy fluence rate assuming a pure

U-235 fission spectrum neutron energy distribution. The fluence rate is determined from the Ni-58(n,p)Co-58 reaction rate assuming a 0.092 barn fission spectrum averaged cross section for the reaction and a fission spectrum fraction of 0.692 for >1 MeV neutrons. Corrections for the burnout of the Co-58 isomers are made based on the measured 2200 m/s fluence rate, the exposure duration and the burnout cross sections of the isomers [1650 barns (71 days), 1.7 E+5 barns (9.1 hours)] at each position of the fluence rate measurement.

10. CENTERLINE FLU. RATE: The neutron fluence rate at the elevation assignment nearest to the ATR core centerline elevation (0.0).
11. AVG. MAX. FLU. RATE: The average of the highest three adjacent values.
12. MAX. FLU. RATE/MW (AVG.): The average maximum fluence rate divided by the average power level (MW) of the lobe or position.
13. K FACTOR: The conversion factor determined from the neutron monitor activity for converting the net count rate at each elevation to the absolute reaction product (^{60}Co or ^{58}Co) radioactivity per unit mass of the monitor material (d/s/mg).
14. RESONANCE CORRECTION: The fractional correction factor used to correct the Co-59 (n, γ) Co-60 reaction rate for the epithermal neutron response at the position where the neutron monitor was located during irradiation. This correction factor was determined from cobalt "cadmium ratio" measurements at the same spatial location for the monitor geometry and atom density.
15. C/L BURNOUT CORRECTION: The correction factor for the burnout (transmutation) of the reaction products (Co-60, Co-58, Co-58m) of the neutron monitors during the cycle irradiation at the centerline fluence rate elevation. The burnout correction factors for other elevation assignments will vary (nonlinearly) depending on the "thermal" neutron fluence rates and cycle durations.
16. BACKGROUND (counts/sec.): The wire scanner detector background environment counting rate at the time the neutron monitor wires were scanned.
17. CHECK SOURCE (counts/sec.)
Date Hour: The wire scanner detector check source count rate on the day the neutron monitor wires were scanned. The check source is a radioactive (^{60}Co) cobalt-aluminum wire mounted in a fixture which reproducibly positions it over the detector collimator. This check source is used to test counting functions (gain and stability) of the scanner counting system. The count rate is corrected for background and decay corrected to 08/30/08, 12:00.

ON PLOTS

18. REACTOR: Identification of the reactor with which the data are associated (normally ATR).
19. CYCLE POWER: The total megawatt days of power produced during the reactor cycle. This value is normally obtained from the ATR power history and distribution information supplied by PRP.
20. MATERIAL: The element name of the neutron monitor material. The "thermal" neutron monitor material is normally an alloy (CoAl) of cobalt (Co) and aluminum (Al) where the weight percent is given preceding the percent (%) symbol.
21. EXPERIMENT: The identification code given to the experiment located in the loop. This information is provided by PRP.

ADDITIONAL INFORMATION

During the wire-scanning process for cycle 171B the sample cutting tool (DWG-020880 "ETR Canal Automatic Wire Scanner Sample Cutter Tool Assembly & Details") malfunctioned. The tool was cutting wires but not ejecting the wire segments properly. The assumption was that the wires were falling out of the tool which is an uncommon but observed phenomenon. However, after several successive cuts were made, on multiple wires, it was observed that the wires were stuck in the tool.

For this reason, it was not possible to determine which wires were removed from **SR375, SR379, SR380, and SR385** nor was it possible to determine the location of the cuts. These data were considered corrupt and rejected from this report. It was not possible to include these corrupt data without also corrupting the remaining measurements. The raw data are still available upon request.

**POWER HISTORY AND DISTRIBUTION
CYCLE 171 B**

7/21/23

To

9/26/23

	NW	NE	C	SW	SE	TOTAL
MWD	1298	1300	1454	1656	1492	7210
EFPD	-	-	-	-	-	65.48
AVG. POWER (MW)	19.8	19.9	22.4	25.3	22.8	110.1

The following power history was used for fluence rate determinations.

Days	Power (MW)	Power Factor (P.F.)
5.62	110.1	1
2.30	0	0
59.86	110.1	1
65	0	0

ECAR-7561, Advanced Test Reactor Power History for Reflector VII, Revision 0, 10 October 2023

ATR NEUTRON MONITOR RESULTS

CYCLE: 171B
 EFPD: 65.5

POSITION: N-1
 AVERAGE MW: 20.7

MONITOR ID: SR-373
 DATE: 07/21/23 to 09/26/23

ELEVATION from core CL (inches)	"THERMAL" 2200 m/s CO (n/cm**2/sec)	"FAST" >1 MeV NI (n/cm**2/sec)
24.73	7.49E+12	1.13E+13
22.75	1.17E+13	2.08E+13
20.75	3.91E+13	3.13E+13
18.75	8.02E+13	3.92E+13
16.75	1.12E+14	4.93E+13
14.75	1.32E+14	5.65E+13
12.75	1.50E+14	6.33E+13
10.75	1.63E+14	6.81E+13
8.75	1.77E+14	7.30E+13
6.75	1.94E+14	7.85E+13
4.75	2.00E+14	8.00E+13
2.75	2.00E+14	8.23E+13
0.75	2.05E+14	7.99E+13
-1.25	2.08E+14	8.19E+13
-3.25	2.02E+14	8.07E+13
-5.25	1.99E+14	7.92E+13
-7.25	1.83E+14	7.53E+13
-9.25	1.73E+14	7.02E+13
-11.25	1.57E+14	6.59E+13
-13.25	1.46E+14	6.19E+13
-15.25	1.30E+14	5.65E+13
-17.25	1.13E+14	5.14E+13
-19.25	9.29E+13	4.08E+13
-21.25	7.41E+13	3.49E+13
-23.25	5.94E+13	2.02E+13
-25.25	4.29E+13	1.27E+13

CENTER LINE FLU. RATE	2.05E+14	7.99E+13
AVG. MAX. FLU. RATE	2.05E+14	8.14E+13
MAX. FLU. RATE/MW (AVG.)	9.90E+12	3.93E+12
K FACTOR	1272.18	2520.91
RESONANCE CORRECTION	0.76	NA
C/L. BURNOUT CORRECTION	1.002	2.579
BACKGROUND (COUNTS/SEC.)	1.38	1.38
CHECK SOURCE (COUNTS/SEC.) 10/31/23 07:53	3862.	3862.

ATR NEUTRON MONITOR RESULTS

CYCLE: 171B
 EFPD: 65.5

POSITION: N-2
 AVERAGE MW: 20.7

MONITOR ID: SR-374
 DATE: 07/21/23 to 09/26/23

ELEVATION from core CL (inches)	"THERMAL" 2200 m/s CO (n/cm**2/sec)	"FAST" >1 MeV NI (n/cm**2/sec)
24.73	8.17E+12	1.80E+13
22.75	1.35E+13	3.29E+13
20.75	3.97E+13	4.89E+13
18.75	7.62E+13	6.21E+13
16.75	1.05E+14	7.67E+13
14.75	1.24E+14	8.48E+13
12.75	1.41E+14	1.01E+14
10.75	1.52E+14	1.07E+14
8.75	1.63E+14	1.13E+14
6.75	1.71E+14	1.18E+14
4.75	1.78E+14	1.23E+14
2.75	1.91E+14	1.27E+14
0.75	1.92E+14	1.28E+14
-1.25	1.94E+14	1.27E+14
-3.25	1.90E+14	1.27E+14
-5.25	1.79E+14	1.24E+14
-7.25	1.71E+14	1.17E+14
-9.25	1.61E+14	1.15E+14
-11.25	1.52E+14	1.10E+14
-13.25	1.40E+14	1.03E+14
-15.25	1.24E+14	8.64E+13
-17.25	1.08E+14	7.92E+13
-19.25	8.82E+13	6.42E+13
-21.25	6.86E+13	4.94E+13
-23.25	5.75E+13	3.08E+13
-25.25	4.76E+13	1.62E+13

CENTER LINE FLU. RATE	1.92E+14	1.28E+14
AVG. MAX. FLU. RATE	1.92E+14	1.28E+14
MAX. FLU. RATE/MW (AVG.)	9.29E+12	6.17E+12
K FACTOR	1267.54	2519.34
RESONANCE CORRECTION	0.76	NA
C/L. BURNOUT CORRECTION	1.002	2.472
BACKGROUND (COUNTS/SEC.)	1.80	1.80
CHECK SOURCE (COUNTS/SEC.)		
10/31/23 07:53	3862.	3862.

ATR NEUTRON MONITOR RESULTS

CYCLE: 171B
 EFPD: 65.5

POSITION: N-4
 AVERAGE MW: 20.7

MONITOR ID: SR-376
 DATE: 07/21/23 to 09/26/23

ELEVATION from core CL (inches)	"THERMAL" 2200 m/s CO (n/cm**2/sec)	"FAST" >1 MeV NI (n/cm**2/sec)
24.73	7.11E+12	8.18E+12
22.75	1.30E+13	1.60E+13
20.75	4.40E+13	2.03E+13
18.75	9.51E+13	2.66E+13
16.75	1.33E+14	3.46E+13
14.75	1.61E+14	4.04E+13
12.75	1.76E+14	4.42E+13
10.75	1.94E+14	4.74E+13
8.75	2.15E+14	5.18E+13
6.75	2.25E+14	5.41E+13
4.75	2.32E+14	5.52E+13
2.75	2.38E+14	5.46E+13
0.75	2.40E+14	5.47E+13
-1.25	2.44E+14	5.47E+13
-3.25	2.44E+14	5.56E+13
-5.25	2.37E+14	5.25E+13
-7.25	2.26E+14	5.23E+13
-9.25	2.16E+14	5.03E+13
-11.25	1.95E+14	4.60E+13
-13.25	1.77E+14	4.18E+13
-15.25	1.59E+14	3.86E+13
-17.25	1.39E+14	3.40E+13
-19.25	1.13E+14	2.75E+13
-21.25	9.12E+13	2.13E+13
-23.25	6.62E+13	1.47E+13
-25.25	4.16E+13	8.33E+12

CENTER LINE FLU. RATE	2.40E+14	5.47E+13
AVG. MAX. FLU. RATE	2.43E+14	5.50E+13
MAX. FLU. RATE/MW (AVG.)	1.17E+13	2.66E+12
K FACTOR	1286.46	2583.05
RESONANCE CORRECTION	0.81	NA
C/L. BURNOUT CORRECTION	1.003	2.887
BACKGROUND (COUNTS/SEC.)	1.80	1.80
CHECK SOURCE (COUNTS/SEC.)		
10/30/23 08:19	3848.	3848.

ATR NEUTRON MONITOR RESULTS

CYCLE: 171B
 EFPD: 65.5

POSITION: W-1
 AVERAGE MW: 22.5

MONITOR ID: SR-377
 DATE: 07/21/23 to 09/26/23

ELEVATION from core CL (inches)	"THERMAL" 2200 m/s CO (n/cm**2/sec)	"FAST" >1 MeV NI (n/cm**2/sec)
24.73	8.31E+12	1.93E+13
22.75	1.35E+13	3.55E+13
20.75	4.38E+13	5.16E+13
18.75	8.11E+13	6.56E+13
16.75	1.10E+14	7.61E+13
14.75	1.34E+14	9.34E+13
12.75	1.51E+14	1.00E+14
10.75	1.63E+14	1.07E+14
8.75	1.72E+14	1.12E+14
6.75	1.80E+14	1.15E+14
4.75	2.01E+14	1.22E+14
2.75	2.02E+14	1.24E+14
0.75	2.07E+14	1.28E+14
-1.25	2.07E+14	1.25E+14
-3.25	2.03E+14	1.27E+14
-5.25	1.98E+14	1.19E+14
-7.25	1.90E+14	1.22E+14
-9.25	1.73E+14	1.16E+14
-11.25	1.63E+14	1.07E+14
-13.25	1.45E+14	1.00E+14
-15.25	1.31E+14	9.31E+13
-17.25	1.12E+14	7.94E+13
-19.25	9.26E+13	6.36E+13
-21.25	7.07E+13	5.23E+13
-23.25	6.04E+13	2.95E+13
-25.25	4.89E+13	1.40E+13

CENTER LINE FLU. RATE	2.07E+14	1.28E+14
AVG. MAX. FLU. RATE	2.06E+14	1.27E+14
MAX. FLU. RATE/MW (AVG.)	9.14E+12	5.63E+12
K FACTOR	1263.24	2506.79
RESONANCE CORRECTION	0.76	NA
C/L. BURNOUT CORRECTION	1.002	2.601
BACKGROUND (COUNTS/SEC.)	1.56	1.56
CHECK SOURCE (COUNTS/SEC.)		
10/30/23 08:19	3848.	3848.

ATR NEUTRON MONITOR RESULTS

CYCLE: 171B
 EFPD: 65.5

POSITION: W-2
 AVERAGE MW: 22.5

MONITOR ID: SR-378
 DATE: 07/21/23 to 09/26/23

ELEVATION from core CL (inches)	"THERMAL" 2200 m/s CO (n/cm**2/sec)	"FAST" >1 MeV NI (n/cm**2/sec)
24.73	8.43E+12	1.94E+13
22.75	1.28E+13	3.26E+13
20.75	3.52E+13	4.48E+13
18.75	7.99E+13	5.92E+13
16.75	1.11E+14	7.48E+13
14.75	1.35E+14	8.09E+13
12.75	1.53E+14	9.01E+13
10.75	1.67E+14	1.08E+14
8.75	1.79E+14	1.11E+14
6.75	1.99E+14	1.23E+14
4.75	2.06E+14	1.24E+14
2.75	2.15E+14	1.28E+14
0.75	2.19E+14	1.30E+14
-1.25	2.18E+14	1.29E+14
-3.25	2.16E+14	1.30E+14
-5.25	2.06E+14	1.26E+14
-7.25	2.03E+14	1.13E+14
-9.25	1.84E+14	1.17E+14
-11.25	1.66E+14	1.08E+14
-13.25	1.58E+14	1.02E+14
-15.25	1.42E+14	9.64E+13
-17.25	1.21E+14	7.98E+13
-19.25	1.02E+14	6.57E+13
-21.25	8.00E+13	5.04E+13
-23.25	6.60E+13	3.35E+13
-25.25	5.35E+13	1.60E+13

CENTER LINE FLU. RATE	2.19E+14	1.30E+14
AVG. MAX. FLU. RATE	2.18E+14	1.29E+14
MAX. FLU. RATE/MW (AVG.)	9.68E+12	5.75E+12
K FACTOR	1278.65	2531.78
RESONANCE CORRECTION	0.76	NA
C/L. BURNOUT CORRECTION	1.002	2.702
BACKGROUND (COUNTS/SEC.)	1.19	1.19
CHECK SOURCE (COUNTS/SEC.)		
10/30/23 08:19	3848.	3848.

ATR NEUTRON MONITOR RESULTS

CYCLE: 171B
 EFPD: 65.5

POSITION: SW-1
 AVERAGE MW: 25.3

MONITOR ID: SR-381
 DATE: 07/21/23 to 09/26/23

ELEVATION from core CL (inches)	"THERMAL" 2200 m/s CO (n/cm**2/sec)	"FAST" >1 MeV NI (n/cm**2/sec)
24.73	9.81E+12	1.76E+13
22.75	1.71E+13	3.16E+13
20.75	5.19E+13	4.89E+13
18.75	8.96E+13	6.39E+13
16.75	1.22E+14	8.06E+13
14.75	1.44E+14	8.98E+13
12.75	1.55E+14	1.02E+14
10.75	1.67E+14	1.11E+14
8.75	1.78E+14	1.18E+14
6.75	2.05E+14	1.30E+14
4.75	2.22E+14	1.33E+14
2.75	2.30E+14	1.34E+14
0.75	2.34E+14	1.36E+14
-1.25	2.37E+14	1.38E+14
-3.25	2.27E+14	1.32E+14
-5.25	2.09E+14	1.29E+14
-7.25	2.03E+14	1.28E+14
-9.25	1.83E+14	1.19E+14
-11.25	1.71E+14	1.15E+14
-13.25	1.55E+14	1.05E+14
-15.25	1.37E+14	9.65E+13
-17.25	1.25E+14	8.22E+13
-19.25	1.06E+14	6.43E+13
-21.25	8.38E+13	5.11E+13
-23.25	6.93E+13	3.19E+13
-25.25	5.49E+13	1.88E+13

CENTER LINE FLU. RATE	2.34E+14	1.36E+14
AVG. MAX. FLU. RATE	2.34E+14	1.36E+14
MAX. FLU. RATE/MW (AVG.)	9.24E+12	5.39E+12
K FACTOR	1267.25	2497.26
RESONANCE CORRECTION	0.78	NA
C/L. BURNOUT CORRECTION	1.003	2.836
BACKGROUND (COUNTS/SEC.)	1.63	1.63
CHECK SOURCE (COUNTS/SEC.)		
10/31/23 07:53	3862.	3862.

ATR NEUTRON MONITOR RESULTS

CYCLE: 171B
 EFPD: 65.5

POSITION: SW-2
 AVERAGE MW: 25.3

MONITOR ID: SR-382
 DATE: 07/21/23 to 09/26/23

ELEVATION from core CL (inches)	"THERMAL" 2200 m/s CO (n/cm**2/sec)	"FAST" >1 MeV NI (n/cm**2/sec)
24.73	8.39E+12	1.58E+13
22.75	1.39E+13	3.05E+13
20.75	3.95E+13	4.67E+13
18.75	7.86E+13	6.15E+13
16.75	1.09E+14	8.28E+13
14.75	1.34E+14	9.54E+13
12.75	1.48E+14	1.05E+14
10.75	1.57E+14	1.12E+14
8.75	1.68E+14	1.19E+14
6.75	1.85E+14	1.26E+14
4.75	2.13E+14	1.36E+14
2.75	2.23E+14	1.37E+14
0.75	2.28E+14	1.42E+14
-1.25	2.32E+14	1.46E+14
-3.25	2.24E+14	1.42E+14
-5.25	2.12E+14	1.39E+14
-7.25	2.01E+14	1.28E+14
-9.25	1.80E+14	1.25E+14
-11.25	1.66E+14	1.20E+14
-13.25	1.54E+14	1.12E+14
-15.25	1.37E+14	1.00E+14
-17.25	1.22E+14	8.34E+13
-19.25	1.04E+14	7.20E+13
-21.25	8.29E+13	5.76E+13
-23.25	6.60E+13	3.75E+13
-25.25	5.45E+13	1.72E+13

CENTER LINE FLU. RATE	2.28E+14	1.42E+14
AVG. MAX. FLU. RATE	2.28E+14	1.43E+14
MAX. FLU. RATE/MW (AVG.)	9.01E+12	5.66E+12
K FACTOR	1299.34	2608.19
RESONANCE CORRECTION	0.78	NA
C/L. BURNOUT CORRECTION	1.003	2.783
BACKGROUND (COUNTS/SEC.)	1.41	1.41
CHECK SOURCE (COUNTS/SEC.)		
10/25/23 08:40	3816.	3816.

ATR NEUTRON MONITOR RESULTS

CYCLE: 171B
 EFPD: 65.5

POSITION: SW-3
 AVERAGE MW: 25.3

MONITOR ID: SR-383
 DATE: 07/21/23 to 09/26/23

ELEVATION from core CL (inches)	"THERMAL" 2200 m/s CO (n/cm**2/sec)	"FAST" >1 MeV NI (n/cm**2/sec)
24.73	8.98E+12	1.41E+13
22.75	1.45E+13	2.90E+13
20.75	4.59E+13	4.74E+13
18.75	8.02E+13	6.20E+13
16.75	1.11E+14	7.74E+13
14.75	1.31E+14	8.31E+13
12.75	1.43E+14	9.91E+13
10.75	1.54E+14	1.07E+14
8.75	1.64E+14	1.13E+14
6.75	1.81E+14	1.18E+14
4.75	2.05E+14	1.27E+14
2.75	2.15E+14	1.30E+14
0.75	2.18E+14	1.31E+14
-1.25	2.20E+14	1.23E+14
-3.25	2.10E+14	1.26E+14
-5.25	1.96E+14	1.25E+14
-7.25	1.81E+14	1.21E+14
-9.25	1.71E+14	1.16E+14
-11.25	1.57E+14	1.11E+14
-13.25	1.43E+14	1.03E+14
-15.25	1.29E+14	9.29E+13
-17.25	1.14E+14	7.74E+13
-19.25	9.63E+13	6.58E+13
-21.25	7.45E+13	5.01E+13
-23.25	5.81E+13	3.26E+13
-25.25	4.61E+13	1.57E+13

CENTER LINE FLU. RATE	2.18E+14	1.31E+14
AVG. MAX. FLU. RATE	2.18E+14	1.29E+14
MAX. FLU. RATE/MW (AVG.)	8.61E+12	5.12E+12
K FACTOR	1272.98	2520.34
RESONANCE CORRECTION	0.78	NA
C/L. BURNOUT CORRECTION	1.002	2.696
BACKGROUND (COUNTS/SEC.)	1.31	1.31
CHECK SOURCE (COUNTS/SEC.)		
10/30/23 08:19	3848.	3848.

ATR NEUTRON MONITOR RESULTS

CYCLE: 171B
 EFPD: 65.5

POSITION: SW-4
 AVERAGE MW: 25.3

MONITOR ID: SR-384
 DATE: 07/21/23 to 09/26/23

ELEVATION from core CL (inches)	"THERMAL" 2200 m/s CO (n/cm**2/sec)	"FAST" >1 MeV NI (n/cm**2/sec)
24.73	8.97E+12	1.65E+13
22.75	1.48E+13	3.07E+13
20.75	4.51E+13	4.82E+13
18.75	8.14E+13	6.33E+13
16.75	1.14E+14	7.96E+13
14.75	1.36E+14	9.31E+13
12.75	1.50E+14	9.38E+13
10.75	1.61E+14	1.12E+14
8.75	1.72E+14	1.19E+14
6.75	1.86E+14	1.23E+14
4.75	2.14E+14	1.33E+14
2.75	2.25E+14	1.37E+14
0.75	2.27E+14	1.37E+14
-1.25	2.30E+14	1.37E+14
-3.25	2.19E+14	1.31E+14
-5.25	2.07E+14	1.33E+14
-7.25	1.83E+14	1.22E+14
-9.25	1.76E+14	1.19E+14
-11.25	1.62E+14	1.16E+14
-13.25	1.48E+14	1.08E+14
-15.25	1.35E+14	9.78E+13
-17.25	1.22E+14	8.31E+13
-19.25	1.02E+14	6.86E+13
-21.25	8.08E+13	5.01E+13
-23.25	6.64E+13	3.49E+13
-25.25	5.41E+13	1.75E+13

CENTER LINE FLU. RATE	2.27E+14	1.37E+14
AVG. MAX. FLU. RATE	2.27E+14	1.37E+14
MAX. FLU. RATE/MW (AVG.)	8.98E+12	5.41E+12
K FACTOR	1273.08	2486.48
RESONANCE CORRECTION	0.78	NA
C/L. BURNOUT CORRECTION	1.003	2.771
BACKGROUND (COUNTS/SEC.)	1.19	1.19
CHECK SOURCE (COUNTS/SEC.)		
10/30/23 08:19	3848.	3848.

ATR NEUTRON MONITOR RESULTS

CYCLE: 171B
EFPD: 65.5

POSITION: SE-2
AVERAGE MW: 22.8

MONITOR ID: SR-386
DATE: 07/21/23 to 09/26/23

ELEVATION from core CL (inches)	"THERMAL" 2200 m/s CO (n/cm**2/sec)	"FAST" >1 MeV NI (n/cm**2/sec)
24.73	7.38E+12	1.48E+13
22.75	1.33E+13	2.82E+13
20.75	4.19E+13	4.21E+13
18.75	7.97E+13	5.93E+13
16.75	1.09E+14	7.55E+13
14.75	1.30E+14	8.54E+13
12.75	1.52E+14	9.31E+13
10.75	1.66E+14	9.97E+13
8.75	1.78E+14	1.04E+14
6.75	1.86E+14	1.07E+14
4.75	1.92E+14	1.10E+14
2.75	1.90E+14	1.11E+14
0.75	1.88E+14	1.12E+14
-1.25	1.92E+14	1.10E+14
-3.25	1.92E+14	1.10E+14
-5.25	1.87E+14	1.08E+14
-7.25	1.69E+14	1.11E+14
-9.25	1.54E+14	1.06E+14
-11.25	1.43E+14	9.99E+13
-13.25	1.40E+14	9.06E+13
-15.25	1.33E+14	8.72E+13
-17.25	1.17E+14	7.54E+13
-19.25	9.87E+13	6.46E+13
-21.25	7.78E+13	4.84E+13
-23.25	6.21E+13	3.18E+13
-25.25	4.77E+13	1.53E+13

CENTER LINE FLU. RATE	1.88E+14	1.12E+14
AVG. MAX. FLU. RATE	1.90E+14	1.11E+14
MAX. FLU. RATE/MW (AVG.)	8.35E+12	4.87E+12
K FACTOR	1301.76	2581.86
RESONANCE CORRECTION	0.78	NA
C/L. BURNOUT CORRECTION	1.002	2.431
BACKGROUND (COUNTS/SEC.)	1.73	1.73
CHECK SOURCE (COUNTS/SEC.)		
10/30/23 08:19	3848.	3848.

ATR NEUTRON MONITOR RESULTS

CYCLE: 171B
 EFPD: 65.5

POSITION: SE-3
 AVERAGE MW: 22.8

MONITOR ID: SR-387
 DATE: 07/21/23 to 09/26/23

ELEVATION from core CL (inches)	"THERMAL" 2200 m/s CO (n/cm**2/sec)	"FAST" >1 MeV NI (n/cm**2/sec)
24.73	8.49E+12	1.62E+13
22.75	1.48E+13	3.06E+13
20.75	4.70E+13	4.68E+13
18.75	8.44E+13	6.27E+13
16.75	1.14E+14	8.11E+13
14.75	1.34E+14	9.56E+13
12.75	1.55E+14	1.01E+14
10.75	1.70E+14	1.08E+14
8.75	1.81E+14	1.13E+14
6.75	1.86E+14	1.16E+14
4.75	1.99E+14	1.22E+14
2.75	1.96E+14	1.23E+14
0.75	1.88E+14	1.25E+14
-1.25	2.03E+14	1.28E+14
-3.25	2.03E+14	1.25E+14
-5.25	1.88E+14	1.20E+14
-7.25	1.70E+14	1.14E+14
-9.25	1.55E+14	1.11E+14
-11.25	1.46E+14	1.05E+14
-13.25	1.40E+14	1.00E+14
-15.25	1.31E+14	9.34E+13
-17.25	1.12E+14	7.79E+13
-19.25	9.64E+13	6.72E+13
-21.25	7.75E+13	5.07E+13
-23.25	6.44E+13	3.31E+13
-25.25	5.12E+13	1.60E+13

CENTER LINE FLU. RATE	1.88E+14	1.25E+14
AVG. MAX. FLU. RATE	1.98E+14	1.26E+14
MAX. FLU. RATE/MW (AVG.)	8.67E+12	5.52E+12
K FACTOR	1277.19	2491.61
RESONANCE CORRECTION	0.78	NA
C/L. BURNOUT CORRECTION	1.002	2.433
BACKGROUND (COUNTS/SEC.)	1.70	1.70
CHECK SOURCE (COUNTS/SEC.) 10/31/23 07:53	3862.	3862.

ATR NEUTRON MONITOR RESULTS

CYCLE: 171B
 EFPD: 65.5

POSITION: SE-4
 AVERAGE MW: 22.8

MONITOR ID: SR-388
 DATE: 07/21/23 to 09/26/23

ELEVATION from core CL (inches)	"THERMAL" 2200 m/s CO (n/cm**2/sec)	"FAST" >1 MeV NI (n/cm**2/sec)
24.73	8.38E+12	1.60E+13
22.75	1.33E+13	2.94E+13
20.75	3.79E+13	4.49E+13
18.75	7.88E+13	5.94E+13
16.75	1.08E+14	7.54E+13
14.75	1.30E+14	8.69E+13
12.75	1.50E+14	9.05E+13
10.75	1.68E+14	9.97E+13
8.75	1.77E+14	1.11E+14
6.75	1.88E+14	1.17E+14
4.75	1.98E+14	1.21E+14
2.75	1.97E+14	1.24E+14
0.75	1.87E+14	1.23E+14
-1.25	2.00E+14	1.27E+14
-3.25	2.05E+14	1.24E+14
-5.25	1.99E+14	1.25E+14
-7.25	1.71E+14	1.16E+14
-9.25	1.56E+14	1.13E+14
-11.25	1.49E+14	1.09E+14
-13.25	1.44E+14	1.02E+14
-15.25	1.34E+14	9.08E+13
-17.25	1.19E+14	8.32E+13
-19.25	1.02E+14	7.12E+13
-21.25	8.41E+13	5.13E+13
-23.25	6.97E+13	3.64E+13
-25.25	5.63E+13	1.86E+13

CENTER LINE FLU. RATE	1.87E+14	1.23E+14
AVG. MAX. FLU. RATE	2.01E+14	1.25E+14
MAX. FLU. RATE/MW (AVG.)	8.82E+12	5.49E+12
K FACTOR	1272.23	2514.53
RESONANCE CORRECTION	0.78	NA
C/L. BURNOUT CORRECTION	1.002	2.423
BACKGROUND (COUNTS/SEC.)	1.72	1.72
CHECK SOURCE (COUNTS/SEC.)		
10/31/23 07:53	3862.	3862.

Thermal Neutron Fluence Rate (2200 M/S)

Reactor: ATR

Cycle: 171B

Cycle Power: 7211.5 Mwd

Date: 07/21/23-09/26/23

Monitor No.:SR-373

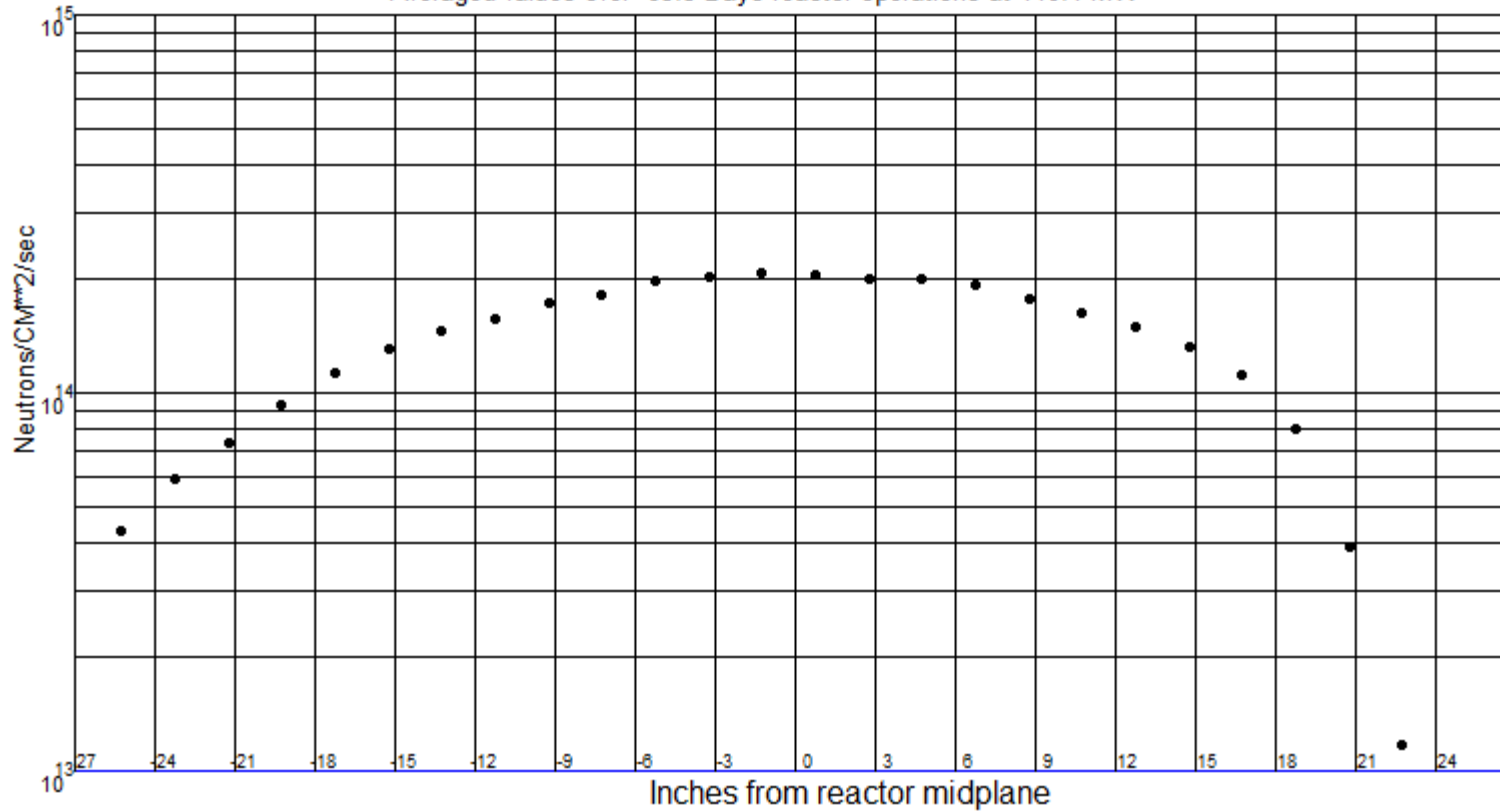
Position: N-1

Material:0.0975 %CoAl

Experiment: 1D-N

Average Maximum Fluence Rate: 2.05E+14

Averaged values over 65.5 Days reactor operations at 110.1 MW



Fast Neutron Fluence Rate (> 1 MeV)

Reactor: ATR

Cycle: 171B

Cycle Power: 7211.5 Mwd

Date: 07/21/23-09/26/23

Monitor No.: SR-373

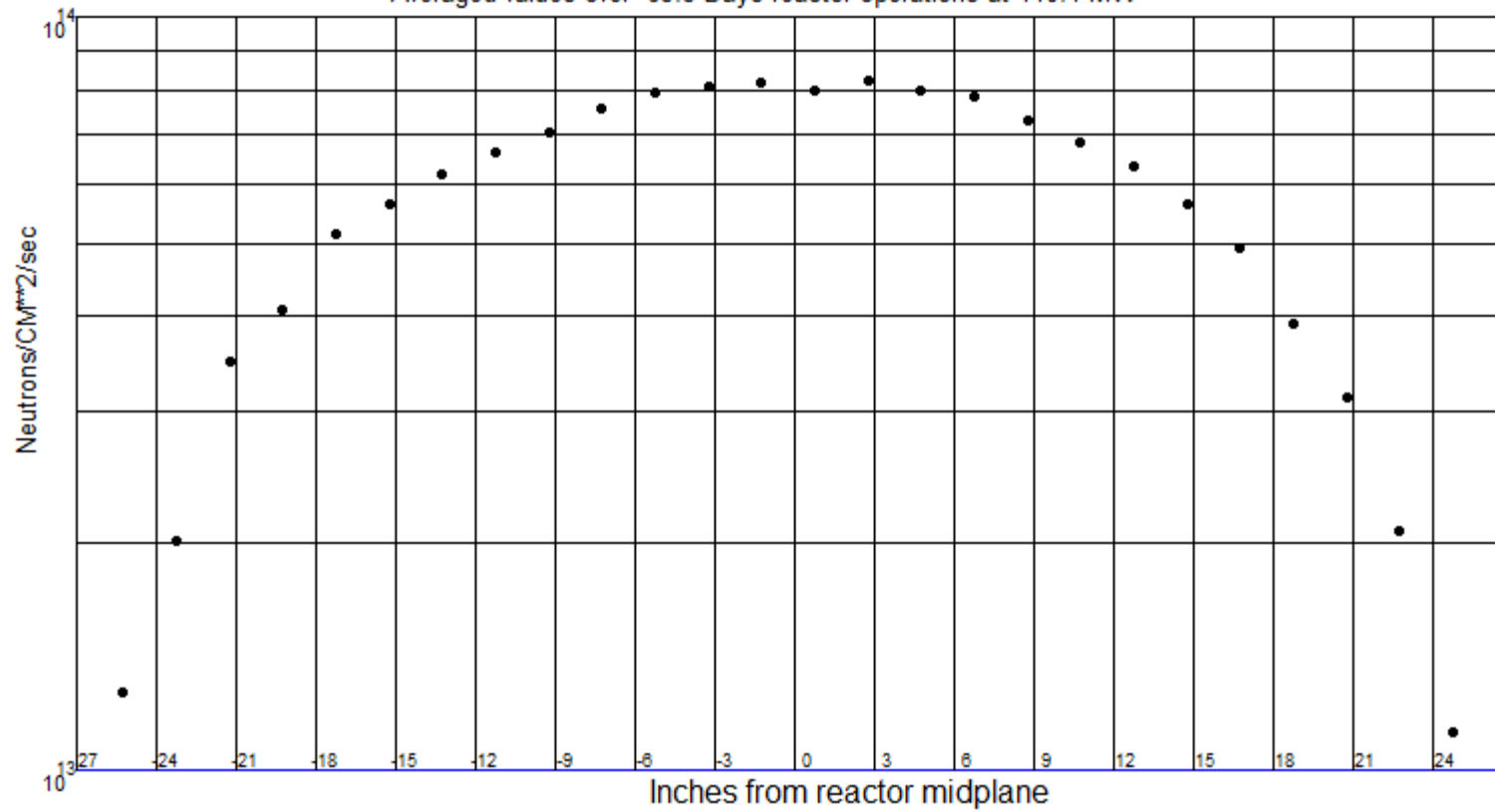
Position: N-1

Material: Nickel

Experiment: 1D-N

Average Maximum Fluence Rate: $8.14E+13$

Averaged values over 65.5 Days reactor operations at 110.1 MW



Thermal Neutron Fluence Rate (2200 M/S)

Reactor: ATR

Cycle: 171B

Cycle Power: 7211.5 Mwd

Date: 07/21/23-09/26/23

Monitor No.: SR-374

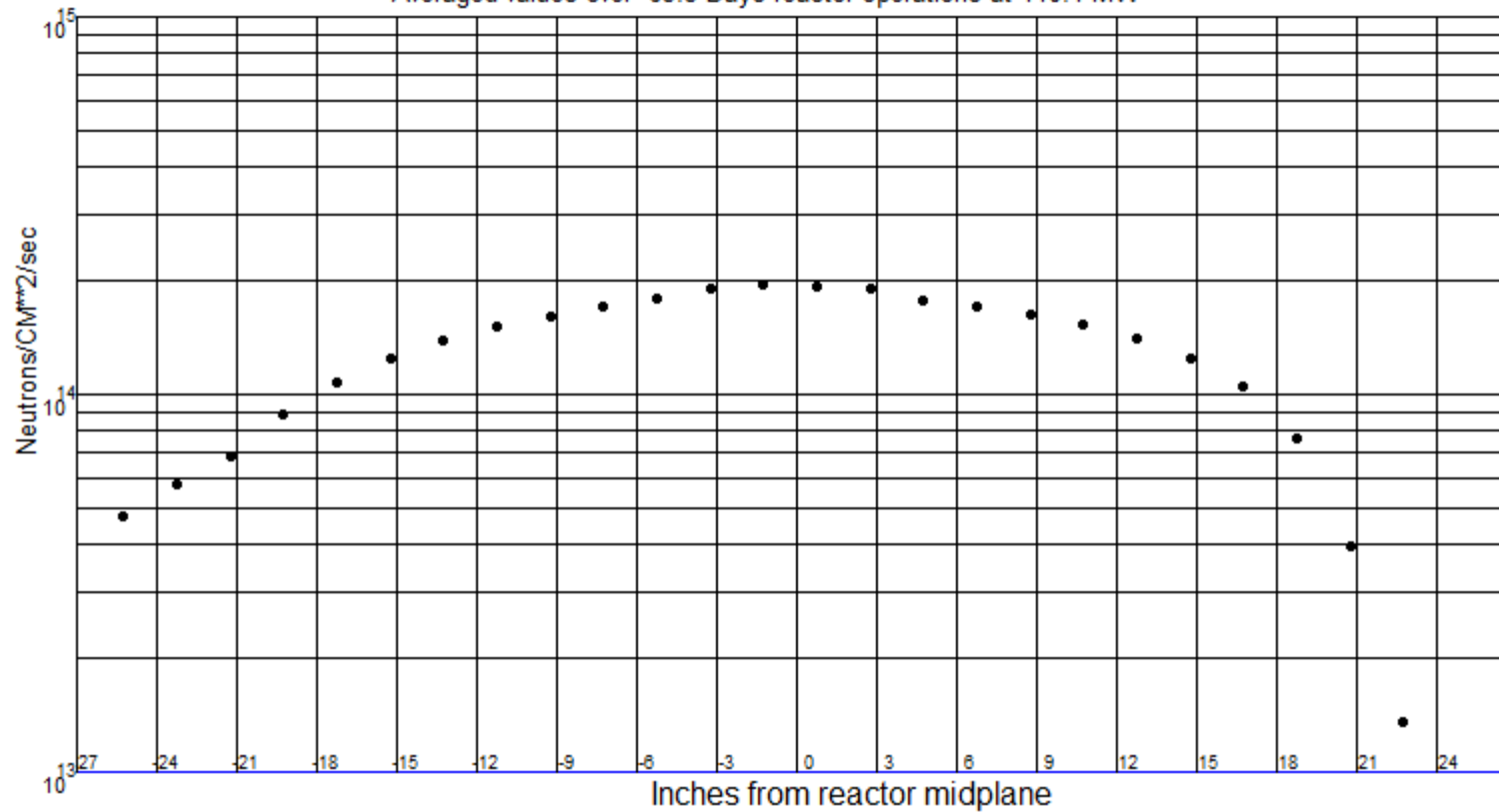
Position: N-2

Material: 0.0975 %CoAl

Experiment: 1D-N

Average Maximum Fluence Rate: $1.92E+14$

Averaged values over 65.5 Days reactor operations at 110.1 MW



Fast Neutron Fluence Rate (> 1 MeV)

Reactor: ATR

Cycle: 171B

Cycle Power: 7211.5 Mwd

Date: 07/21/23-09/26/23

Monitor No.: SR-374

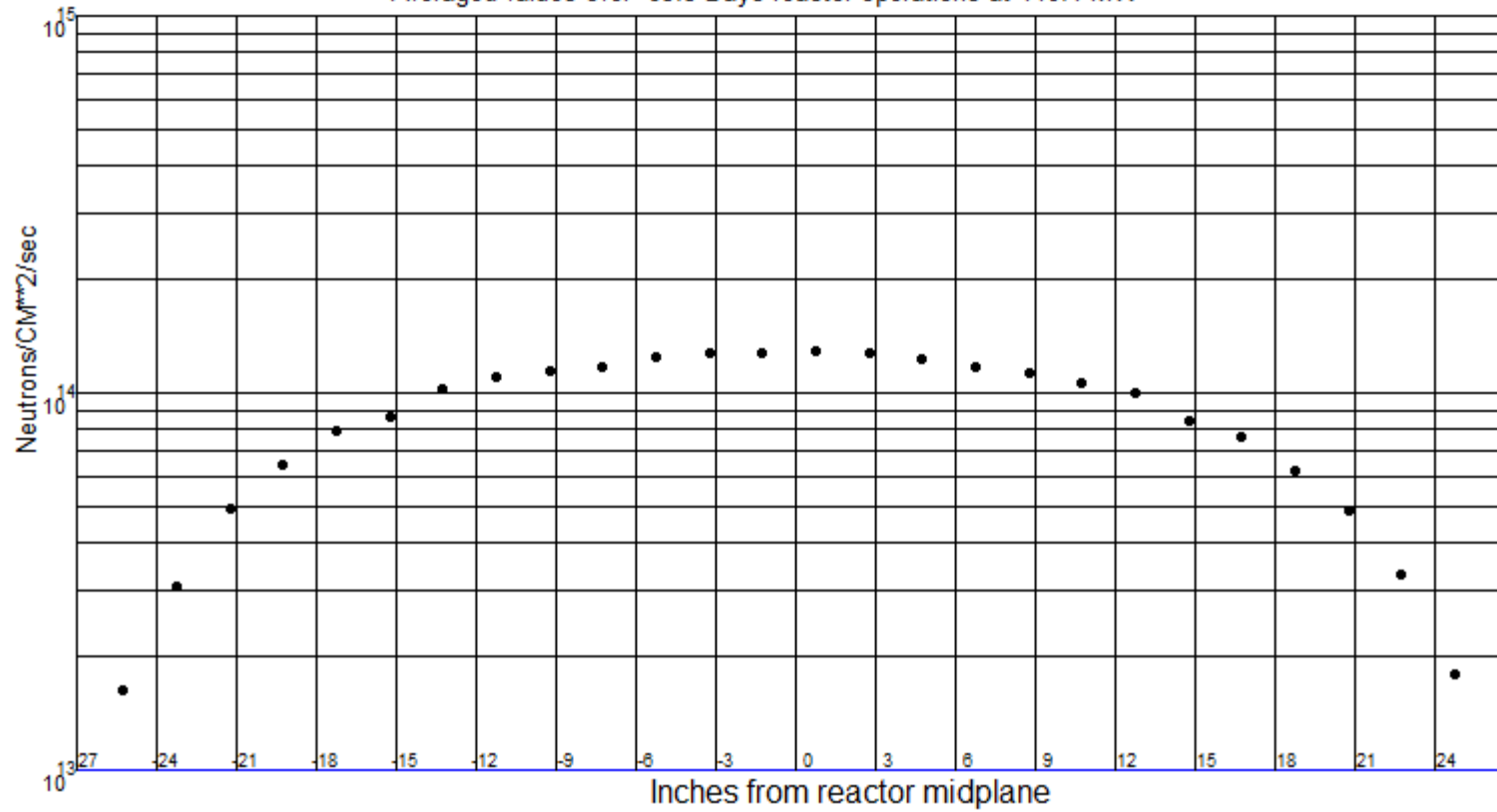
Position: N-2

Material: Nickel

Experiment: 1D-N

Average Maximum Fluence Rate: 1.28E+14

Averaged values over 65.5 Days reactor operations at 110.1 MW



Thermal Neutron Fluence Rate (2200 M/S)

Reactor: ATR

Cycle: 171B

Cycle Power: 7211.5 Mwd

Date: 07/21/23-09/26/23

Monitor No.: SR-376

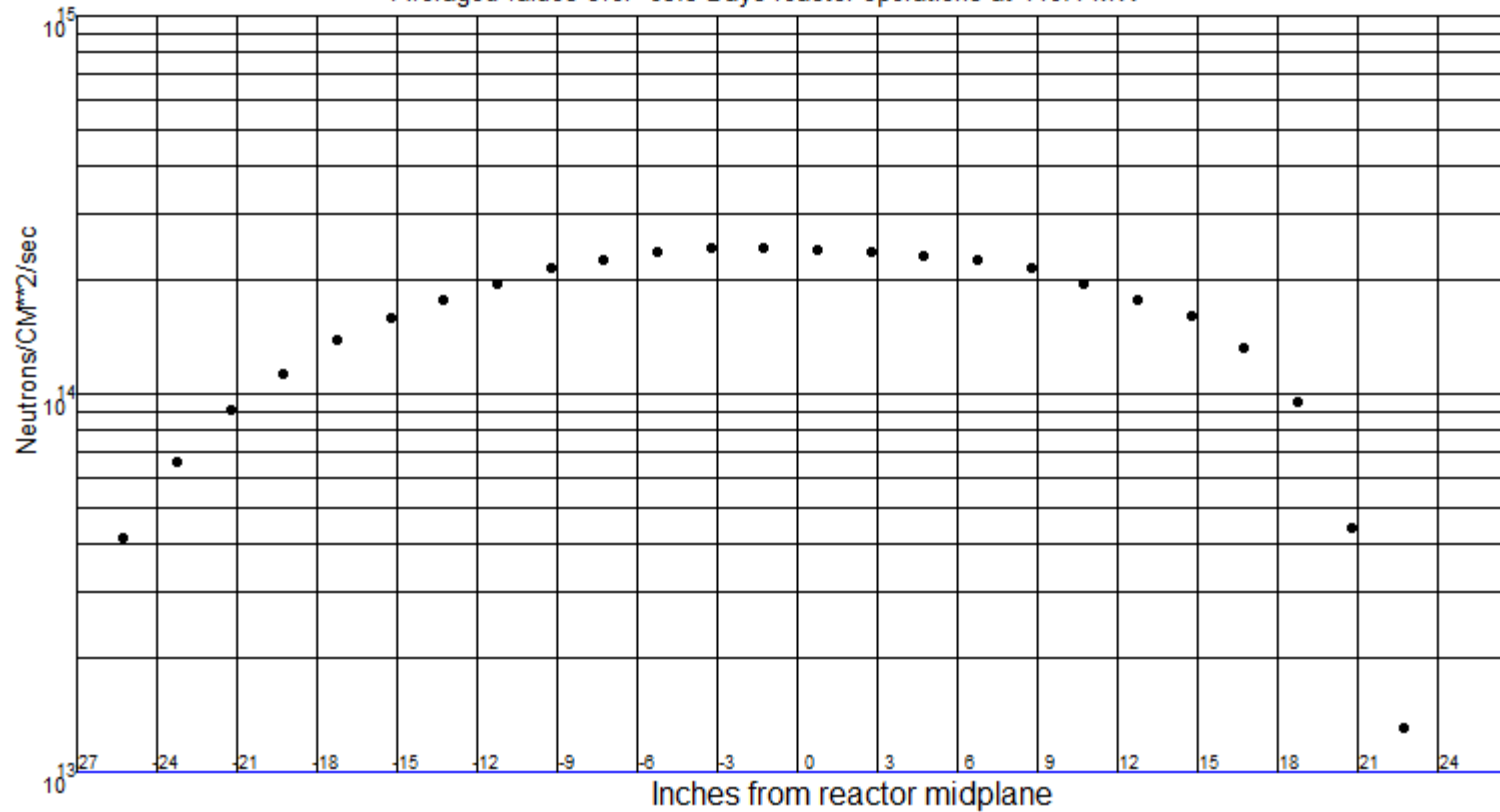
Position: N-4

Material: 0.0975 %CoAl

Experiment: 1D-N

Average Maximum Fluence Rate: $2.43E+14$

Averaged values over 65.5 Days reactor operations at 110.1 MW



Fast Neutron Fluence Rate (> 1 MeV)

Reactor: ATR

Cycle: 171B

Cycle Power: 7211.5 Mwd

Date: 07/21/23-09/26/23

Monitor No.: SR-376

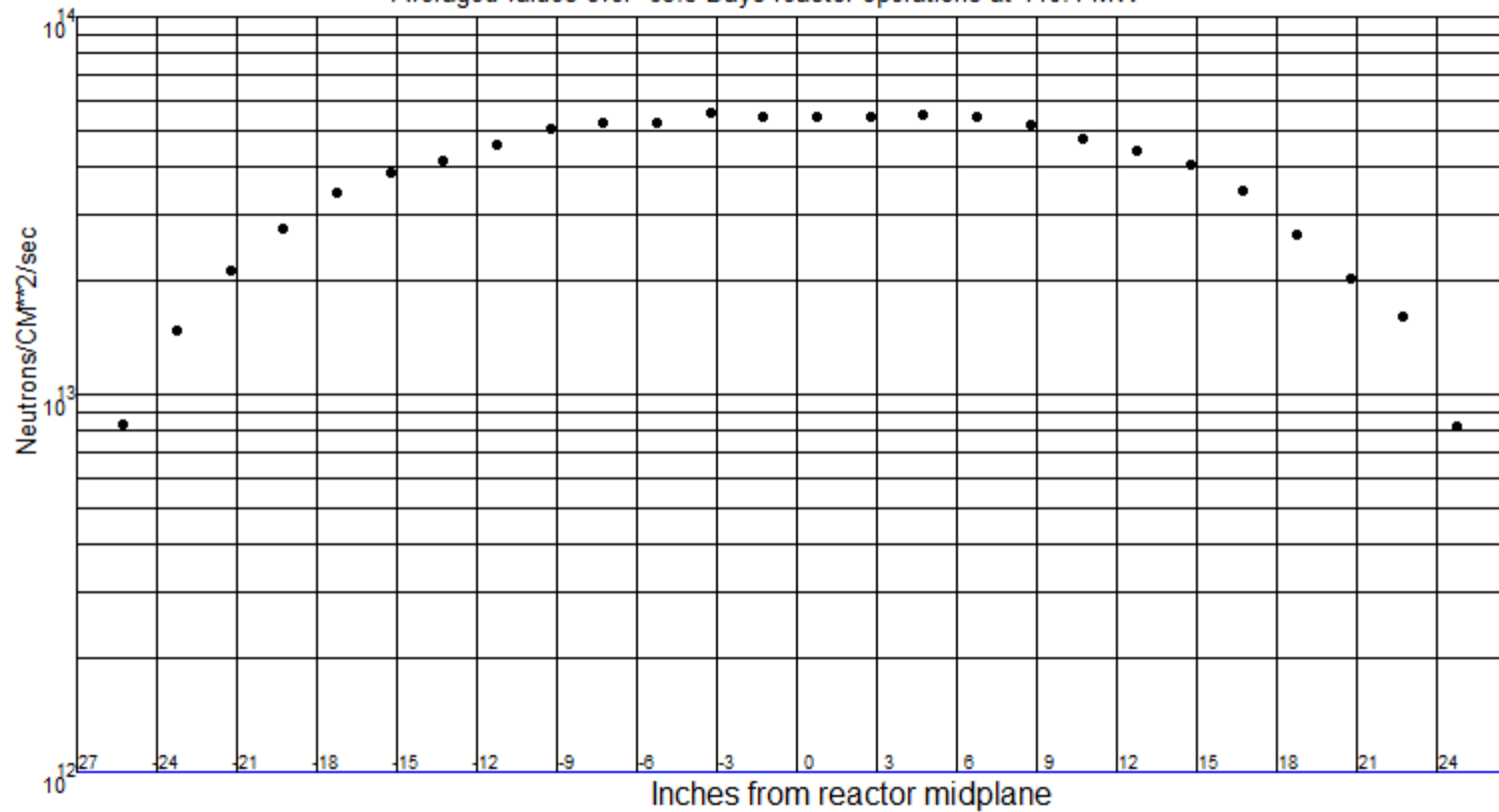
Position: N-4

Material: Nickel

Experiment: 1D-N

Average Maximum Fluence Rate: 5.50E+13

Averaged values over 65.5 Days reactor operations at 110.1 MW



Thermal Neutron Fluence Rate (2200 M/S)

Reactor: ATR

Cycle: 171B

Cycle Power: 7211.5 Mwd

Date: 07/21/23-09/26/23

Monitor No.: SR-377

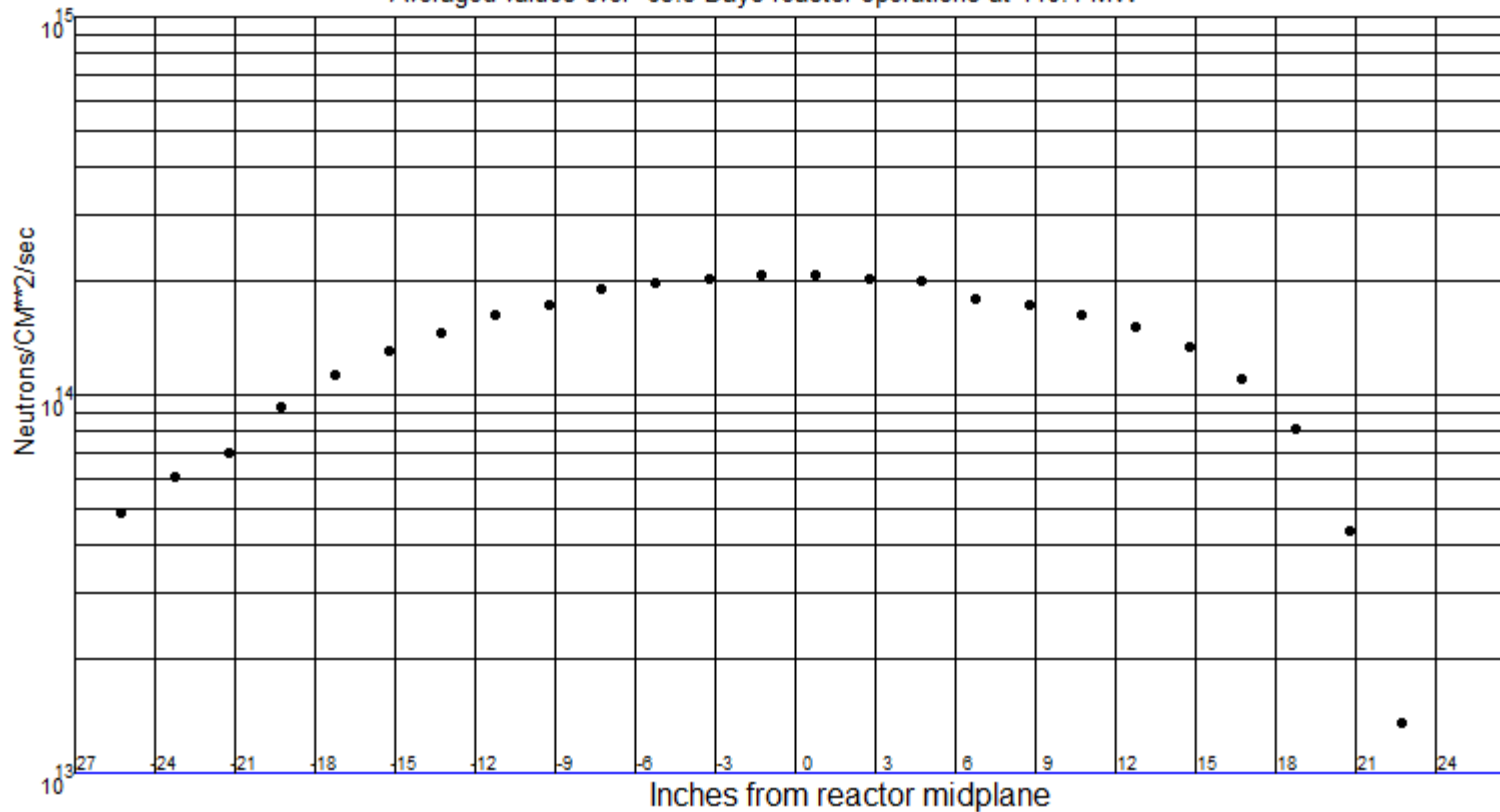
Position: W-1

Material: 0.0975 %CoAl

Experiment: 1C-W

Average Maximum Fluence Rate: 2.06E+14

Averaged values over 65.5 Days reactor operations at 110.1 MW



Fast Neutron Fluence Rate (> 1 MeV)

Reactor: ATR

Cycle: 171B

Cycle Power: 7211.5 Mwd

Date: 07/21/23-09/26/23

Monitor No.: SR-377

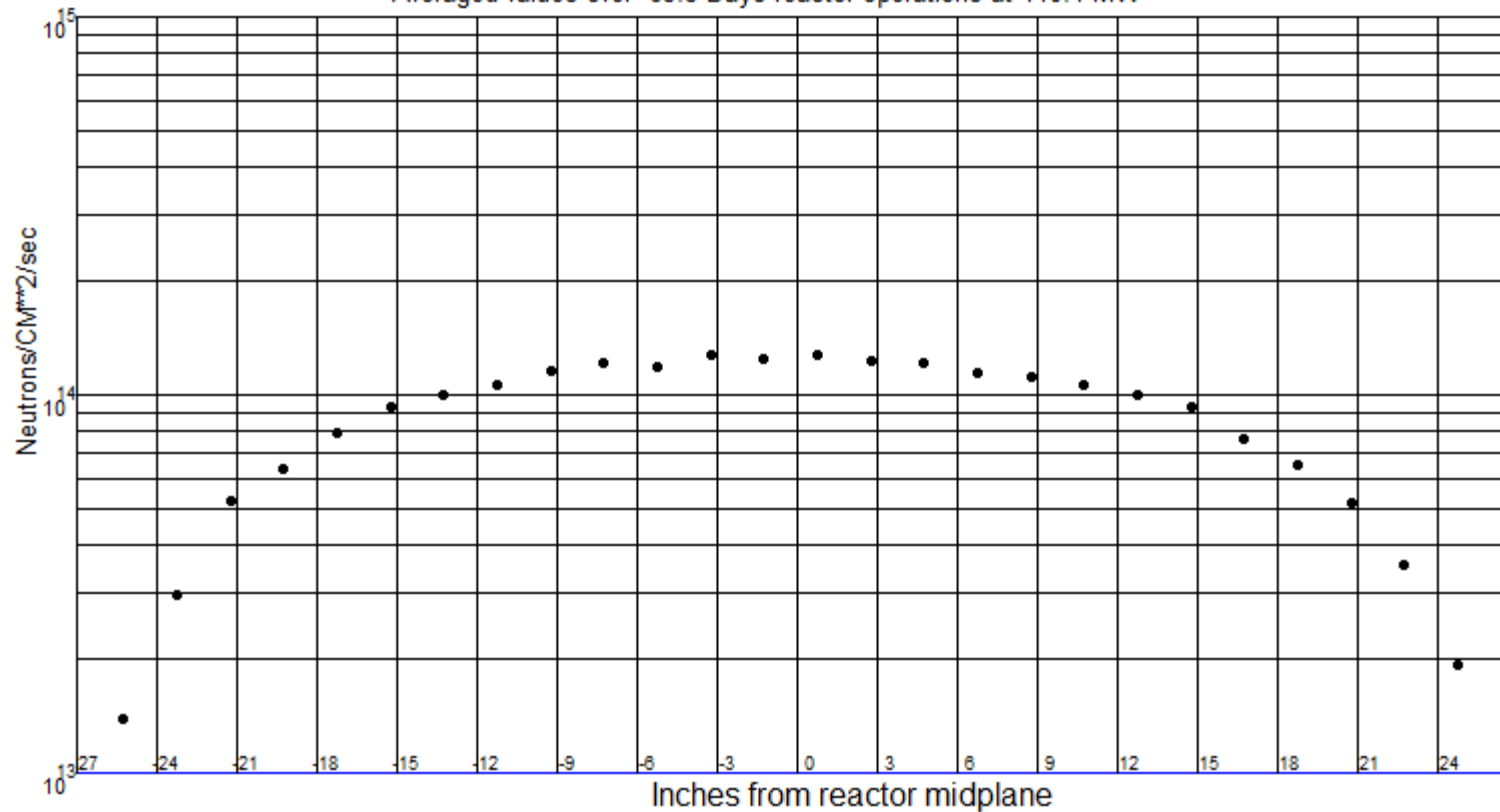
Position: W-1

Material: Nickel

Experiment: 1C-W

Average Maximum Fluence Rate: 1.27E+14

Averaged values over 65.5 Days reactor operations at 110.1 MW



Thermal Neutron Fluence Rate (2200 M/S)

Reactor: ATR

Cycle: 171B

Cycle Power: 7211.5 Mwd

Date: 07/21/23-09/26/23

Monitor No.:SR-378

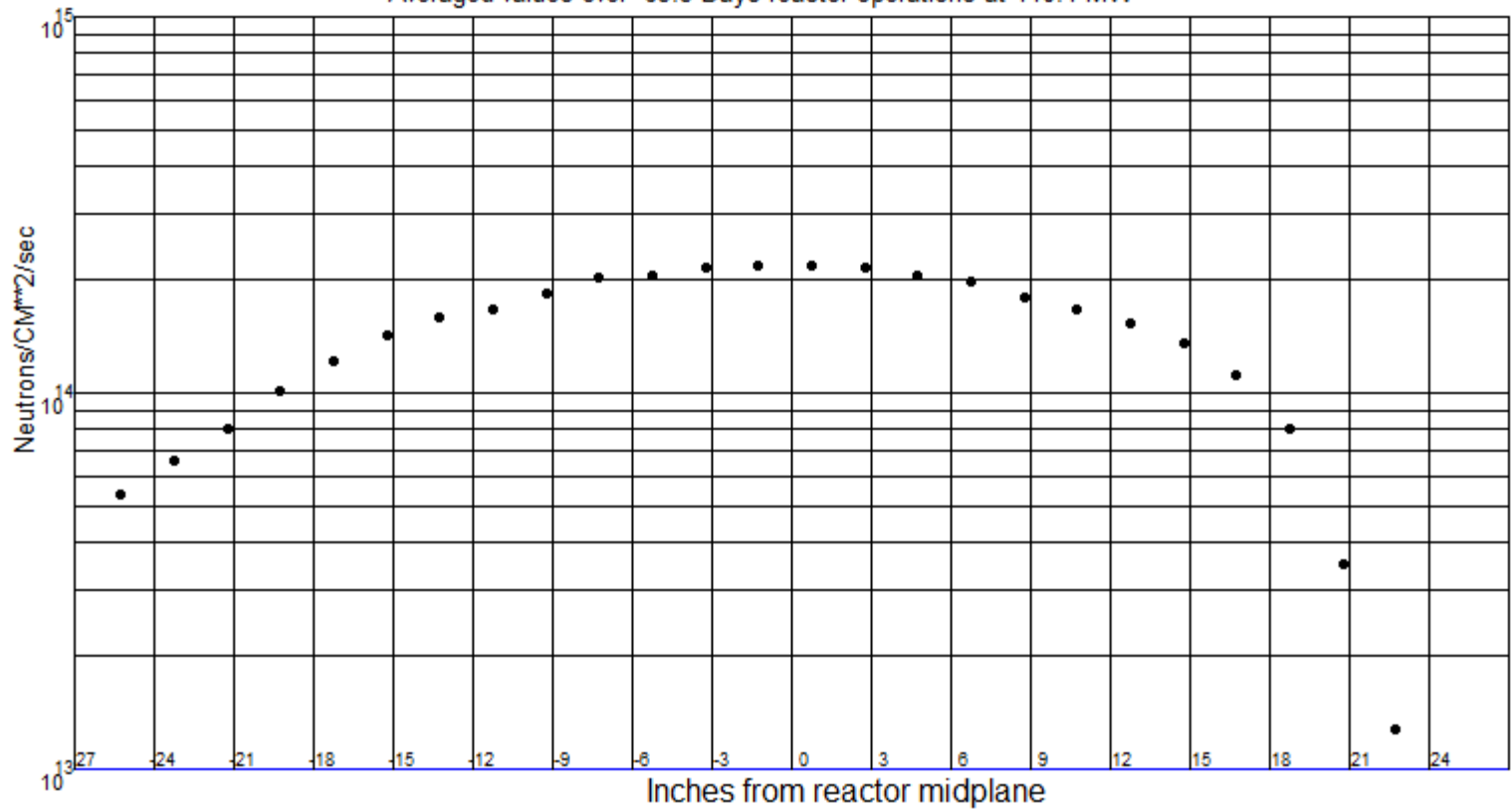
Position: W-2

Material:0.0975 %CoAl

Experiment: 1C-W

Average Maximum Fluence Rate: 2.18E+14

Averaged values over 65.5 Days reactor operations at 110.1 MW



Fast Neutron Fluence Rate (> 1 MeV)

Reactor: ATR

Cycle: 171B

Cycle Power: 7211.5 Mwd

Date: 07/21/23-09/26/23

Monitor No.: SR-378

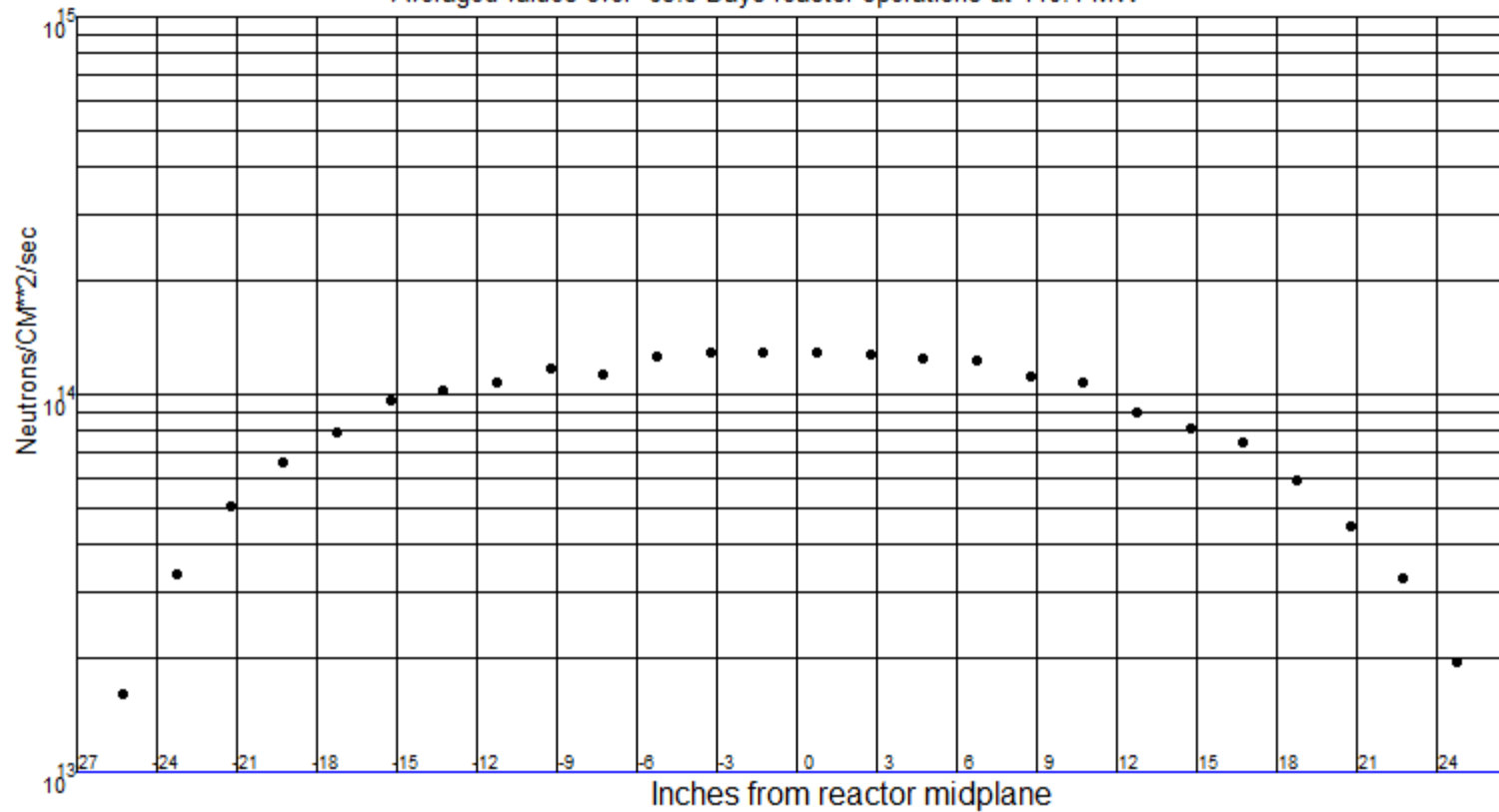
Position: W-2

Material: Nickel

Experiment: 1C-W

Average Maximum Fluence Rate: 1.29E+14

Averaged values over 65.5 Days reactor operations at 110.1 MW



Thermal Neutron Fluence Rate (2200 M/S)

Reactor: ATR

Cycle: 171B

Cycle Power: 7211.5 Mwd

Date: 07/21/23-09/26/23

Monitor No.: SR-381

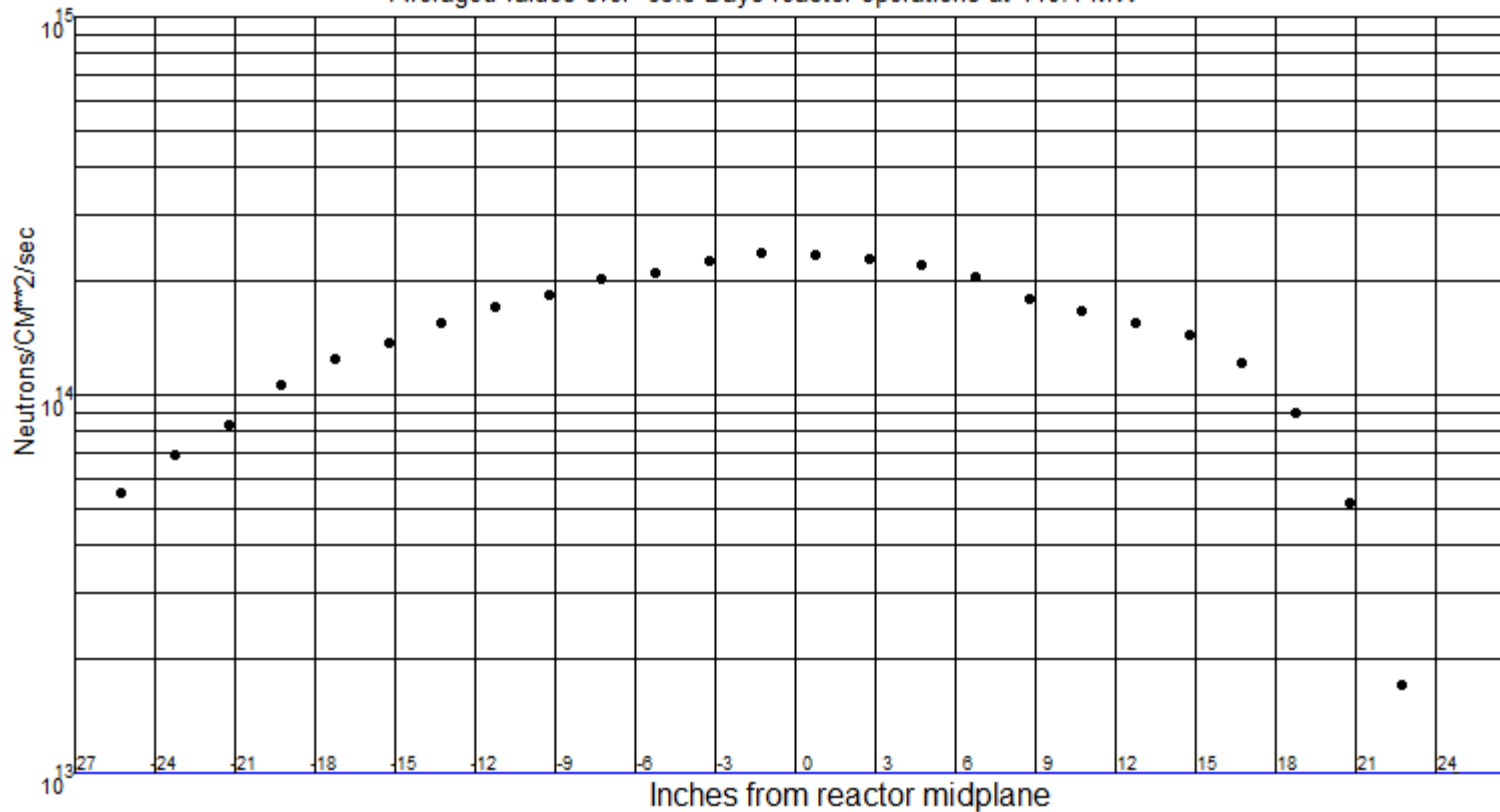
Position: SW-1

Material: 0.0975 %CoAl

Experiment: 2D-SW

Average Maximum Fluence Rate: 2.34E+14

Averaged values over 65.5 Days reactor operations at 110.1 MW



Fast Neutron Fluence Rate (> 1 MeV)

Reactor: ATR

Cycle: 171B

Cycle Power: 7211.5 Mwd

Date: 07/21/23-09/26/23

Monitor No.: SR-381

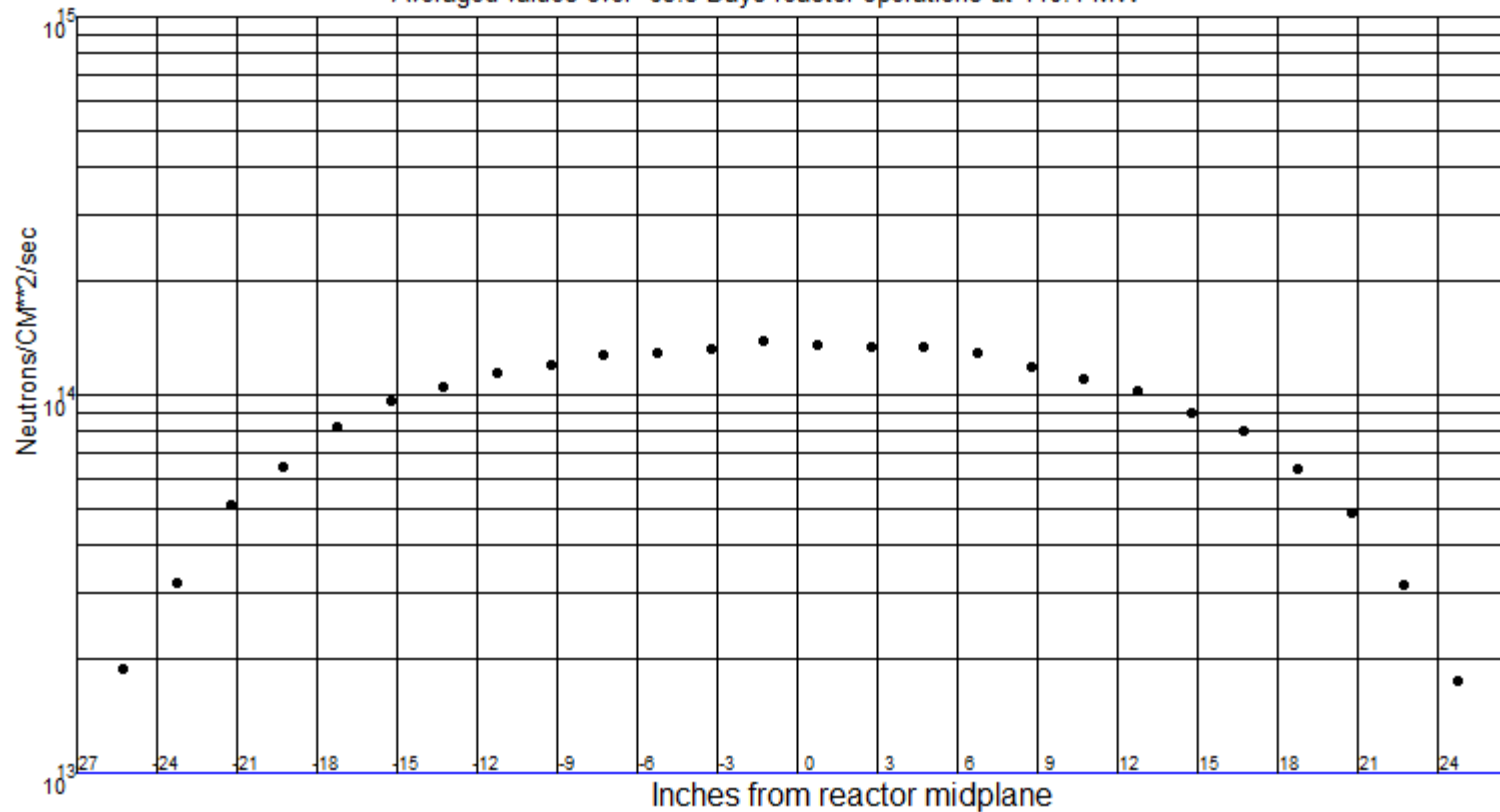
Position: SW-1

Material: Nickel

Experiment: 2D-SW

Average Maximum Fluence Rate: $1.36E+14$

Averaged values over 65.5 Days reactor operations at 110.1 MW



Thermal Neutron Fluence Rate (2200 M/S)

Reactor: ATR

Cycle: 171B

Cycle Power: 7211.5 Mwd

Date: 07/21/23-09/26/23

Monitor No.: SR-382

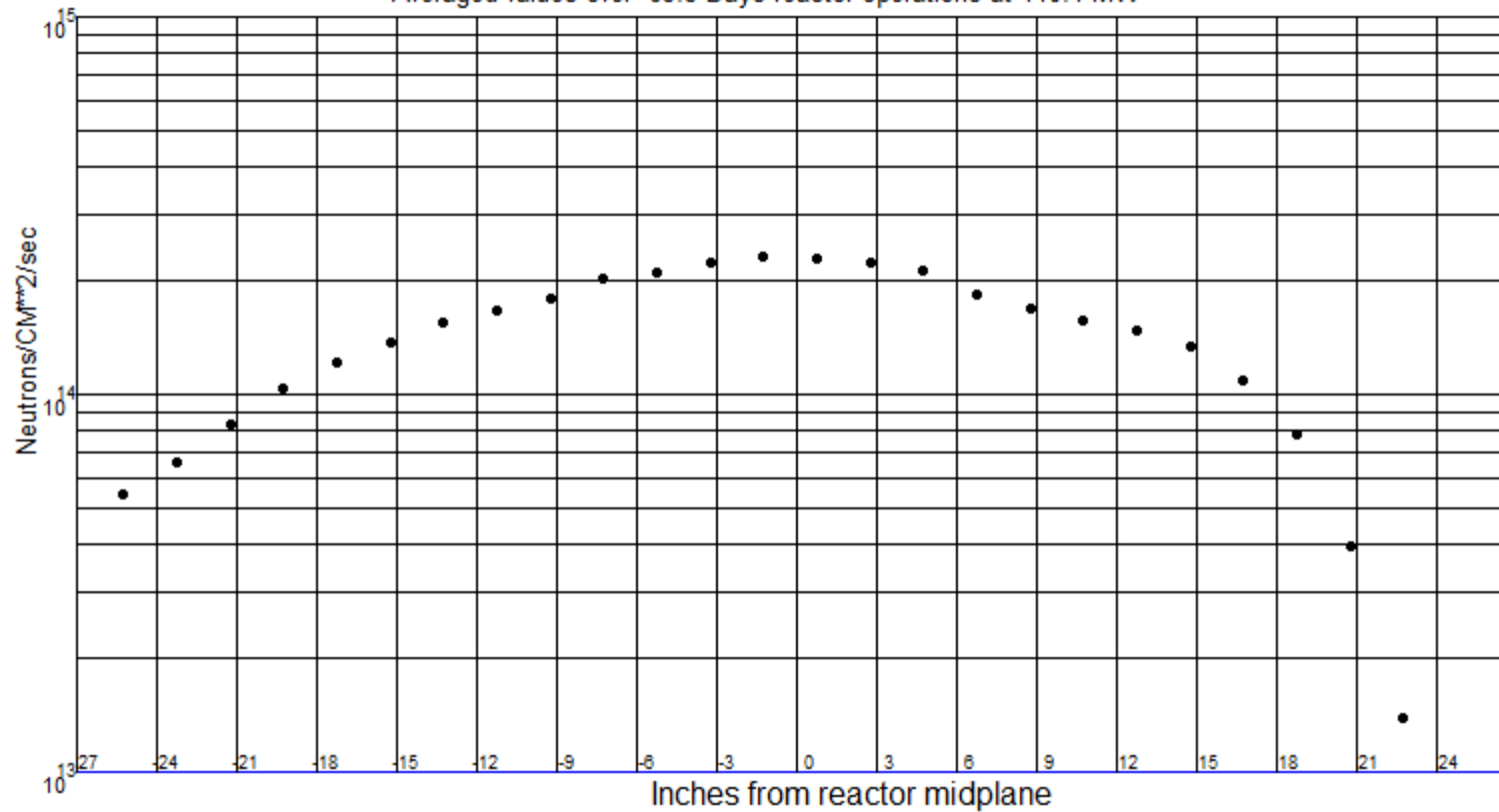
Position: SW-2

Material: 0.0975 %CoAl

Experiment: 2D-SW

Average Maximum Fluence Rate: 2.28E+14

Averaged values over 65.5 Days reactor operations at 110.1 MW



Fast Neutron Fluence Rate (> 1 MeV)

Reactor: ATR

Cycle: 171B

Cycle Power: 7211.5 Mwd

Date: 07/21/23-09/26/23

Monitor No.: SR-382

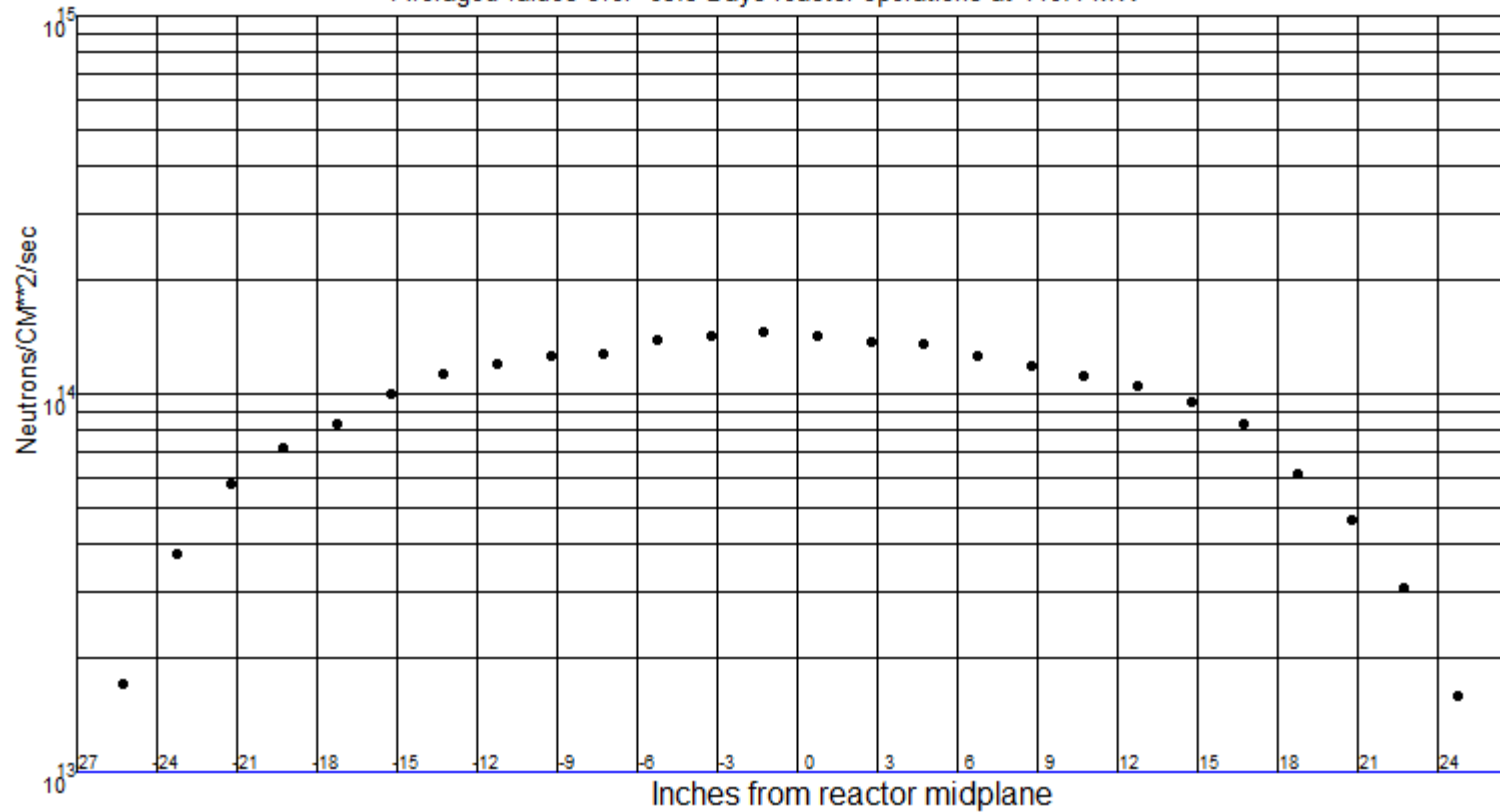
Position: SW-2

Material: Nickel

Experiment: 2D-SW

Average Maximum Fluence Rate: $1.43\text{E}+14$

Averaged values over 65.5 Days reactor operations at 110.1 MW



Thermal Neutron Fluence Rate (2200 M/S)

Reactor: ATR

Cycle: 171B

Cycle Power: 7211.5 Mwd

Date: 07/21/23-09/26/23

Monitor No.: SR-383

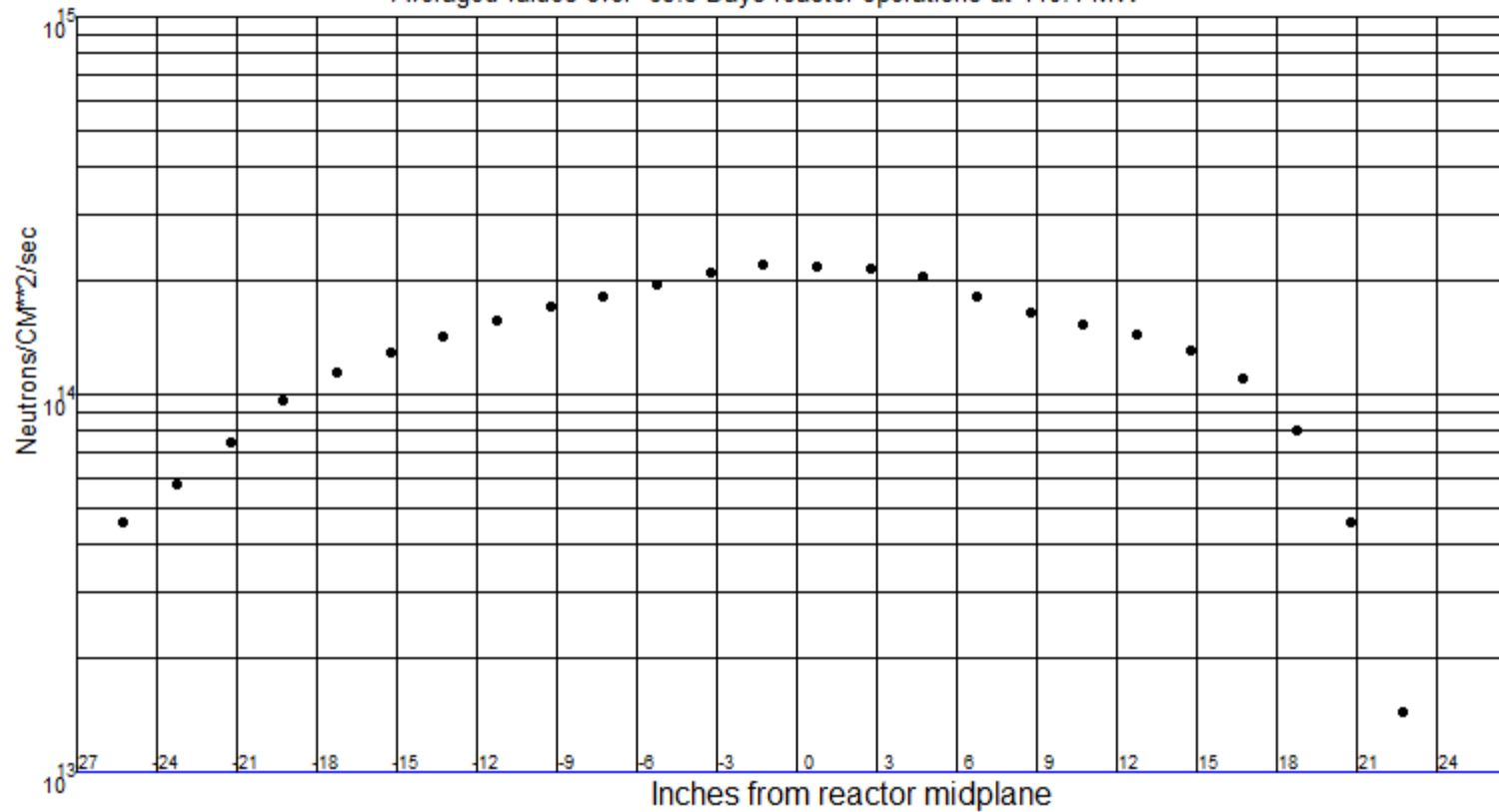
Position: SW-3

Material: 0.0975 %CoAl

Experiment: 2D-SW

Average Maximum Fluence Rate: $2.18E+14$

Averaged values over 65.5 Days reactor operations at 110.1 MW



Fast Neutron Fluence Rate (> 1 MeV)

Reactor: ATR

Cycle: 171B

Cycle Power: 7211.5 Mwd

Date: 07/21/23-09/26/23

Monitor No.: SR-383

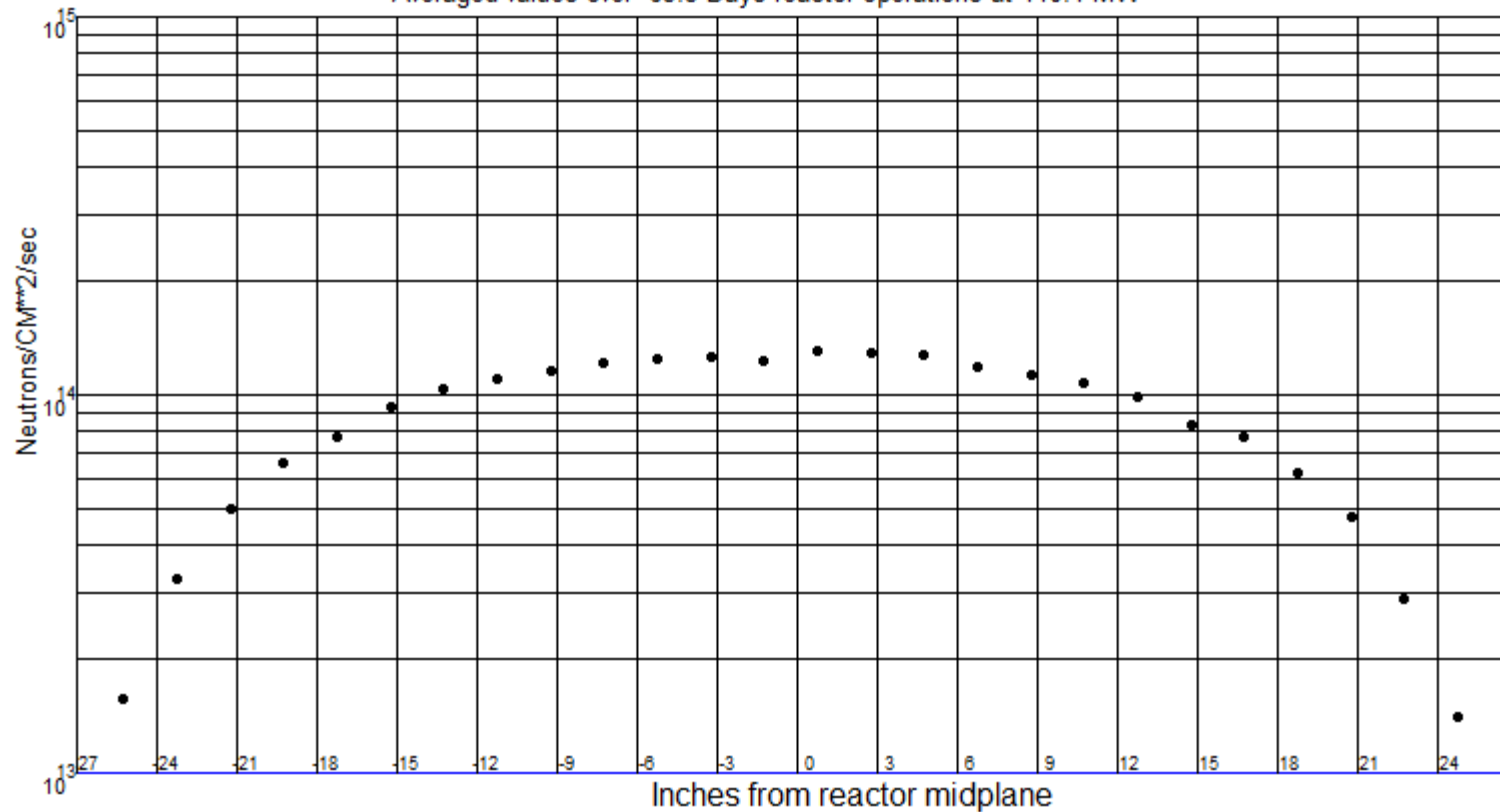
Position: SW-3

Material: Nickel

Experiment: 2D-SW

Average Maximum Fluence Rate: 1.29E+14

Averaged values over 65.5 Days reactor operations at 110.1 MW



Thermal Neutron Fluence Rate (2200 M/S)

Reactor: ATR

Cycle: 171B

Cycle Power: 7211.5 Mwd

Date: 07/21/23-09/26/23

Monitor No.: SR-384

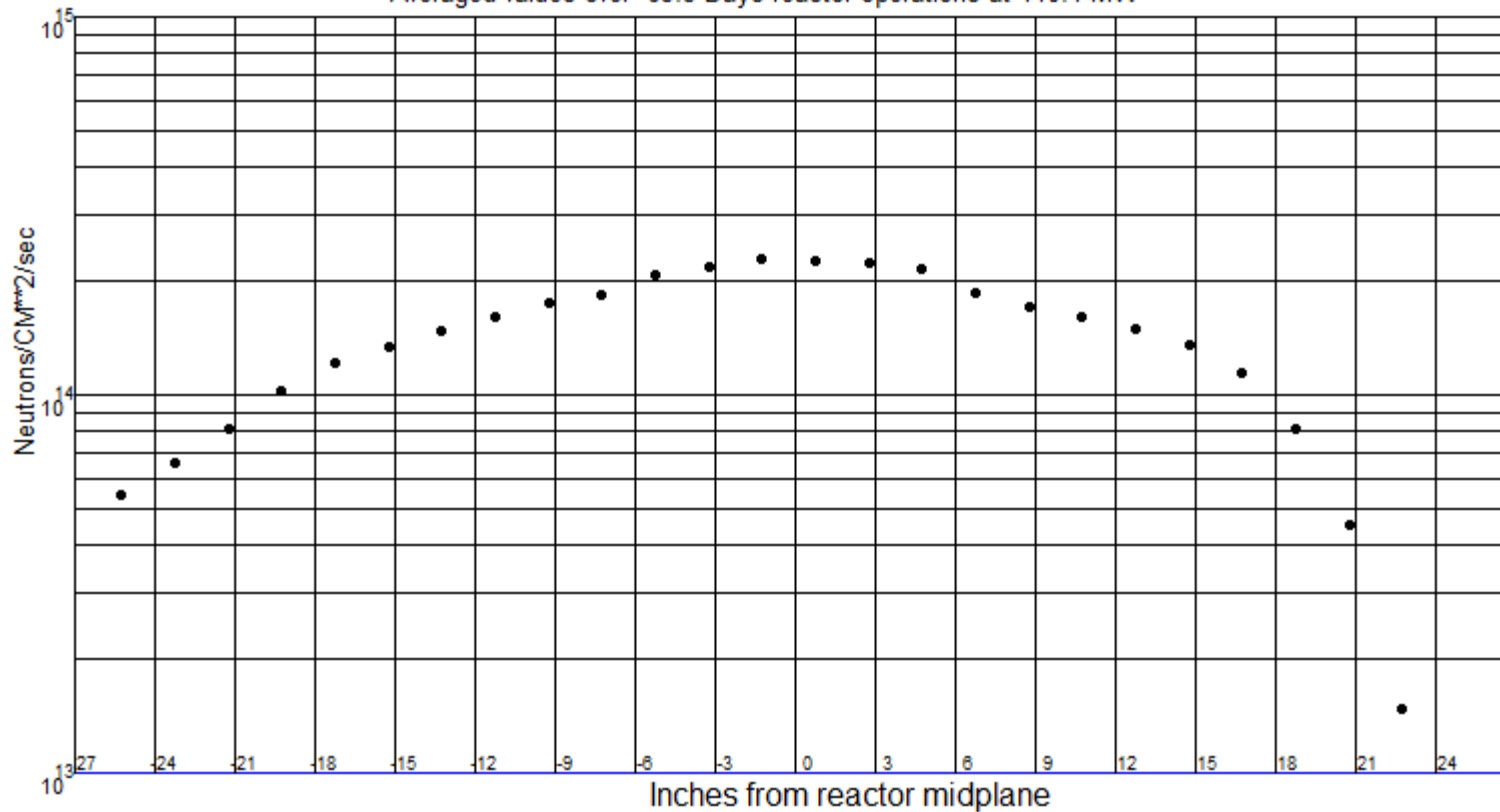
Position: SW-4

Material: 0.0975 %CoAl

Experiment: SD-SW

Average Maximum Fluence Rate: 2.27E+14

Averaged values over 65.5 Days reactor operations at 110.1 MW



Fast Neutron Fluence Rate (> 1 MeV)

Reactor: ATR

Cycle: 171B

Cycle Power: 7211.5 Mwd

Date: 07/21/23-09/26/23

Monitor No.: SR-384

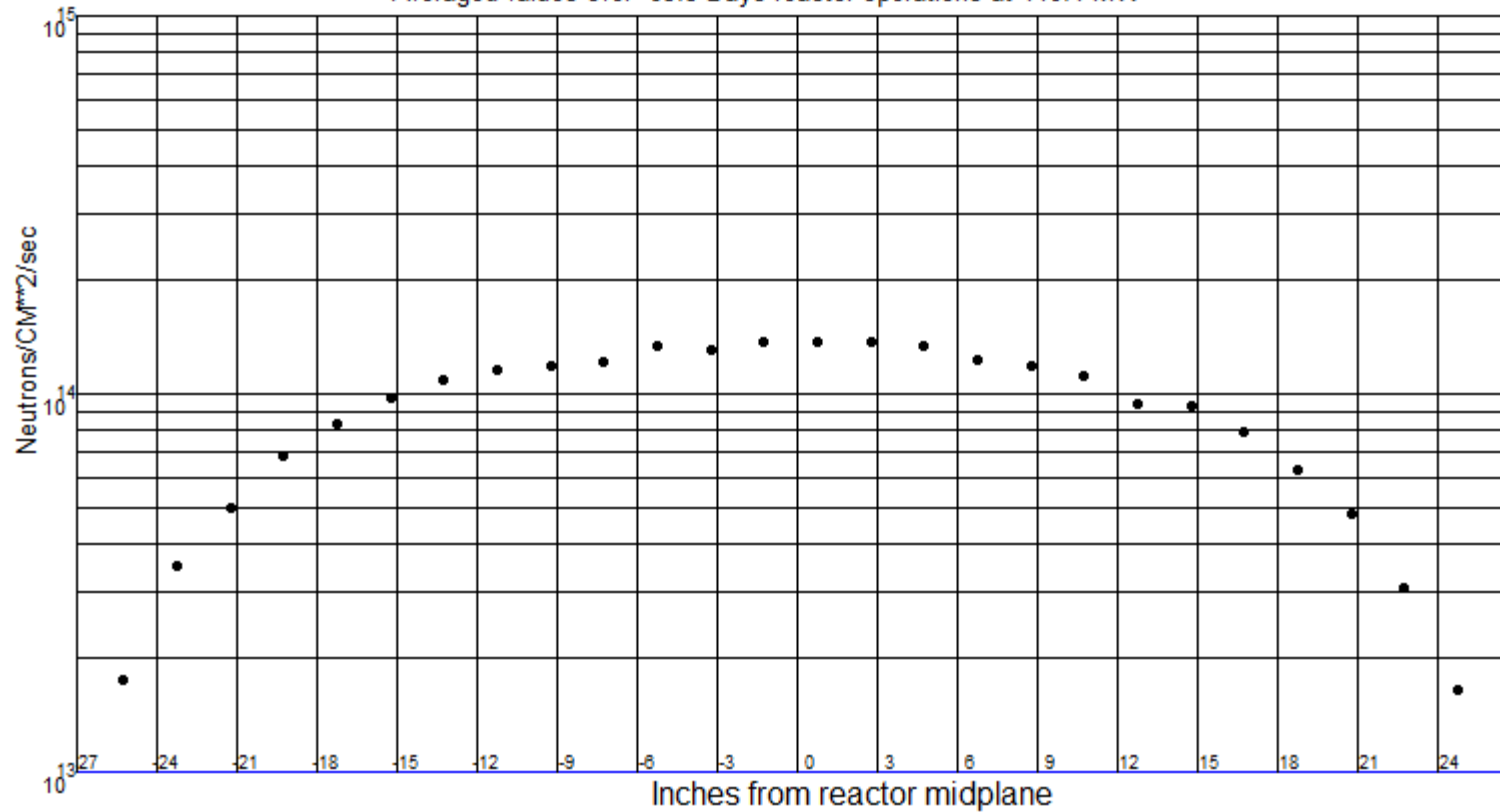
Position: SW-4

Material: Nickel

Experiment: SD-SW

Average Maximum Fluence Rate: 1.37E+14

Averaged values over 65.5 Days reactor operations at 110.1 MW



Thermal Neutron Fluence Rate (2200 M/S)

Reactor: ATR

Cycle: 171B

Cycle Power: 7211.5 Mwd

Date: 07/21/23-09/26/23

Monitor No.: SR-386

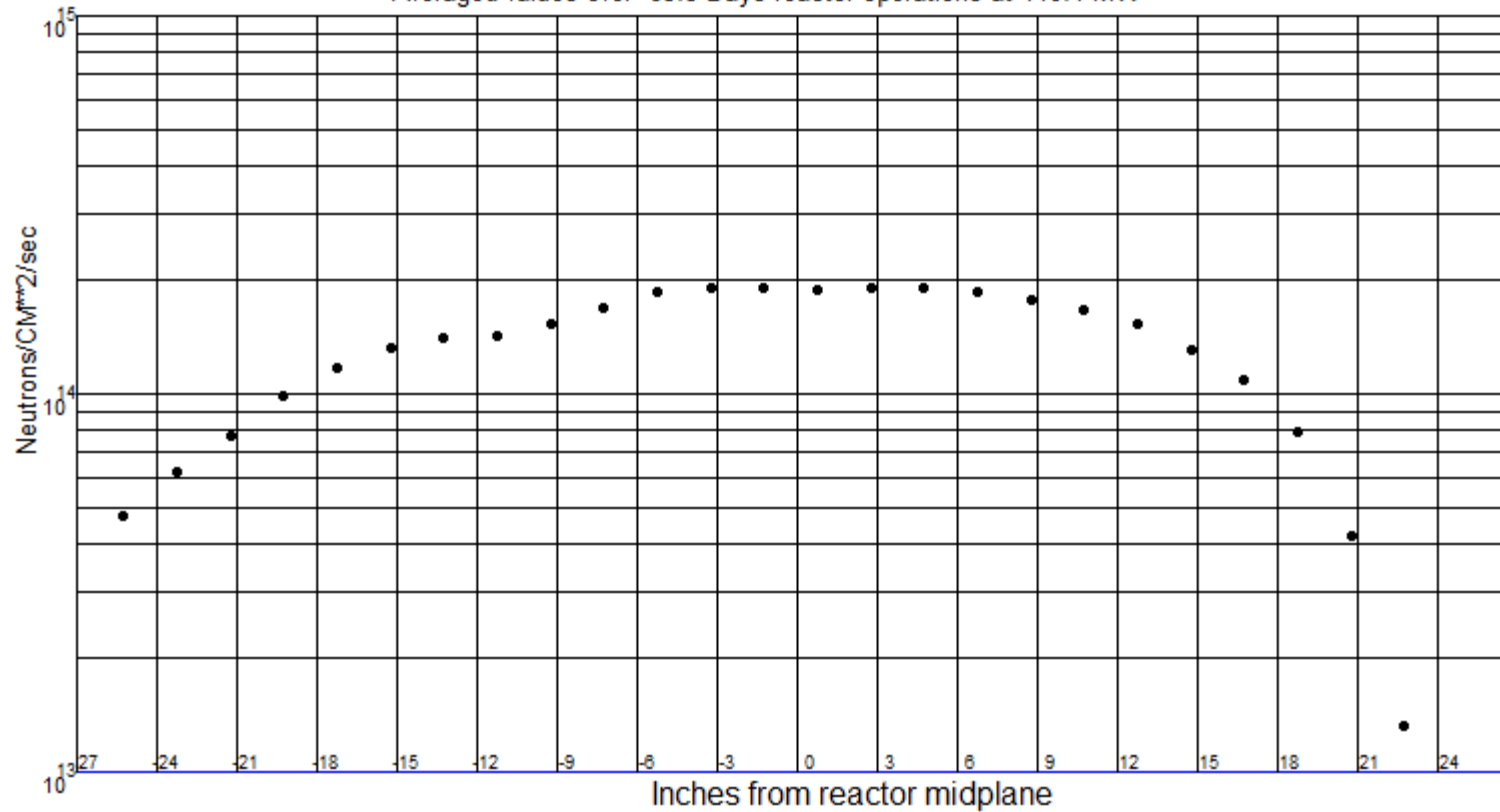
Position: SE-2

Material: 0.0975 %CoAl

Experiment: 2B-SE

Average Maximum Fluence Rate: $1.90E+14$

Averaged values over 65.5 Days reactor operations at 110.1 MW



Fast Neutron Fluence Rate (> 1 MeV)

Reactor: ATR

Cycle: 171B

Cycle Power: 7211.5 Mwd

Date: 07/21/23-09/26/23

Monitor No.: SR-386

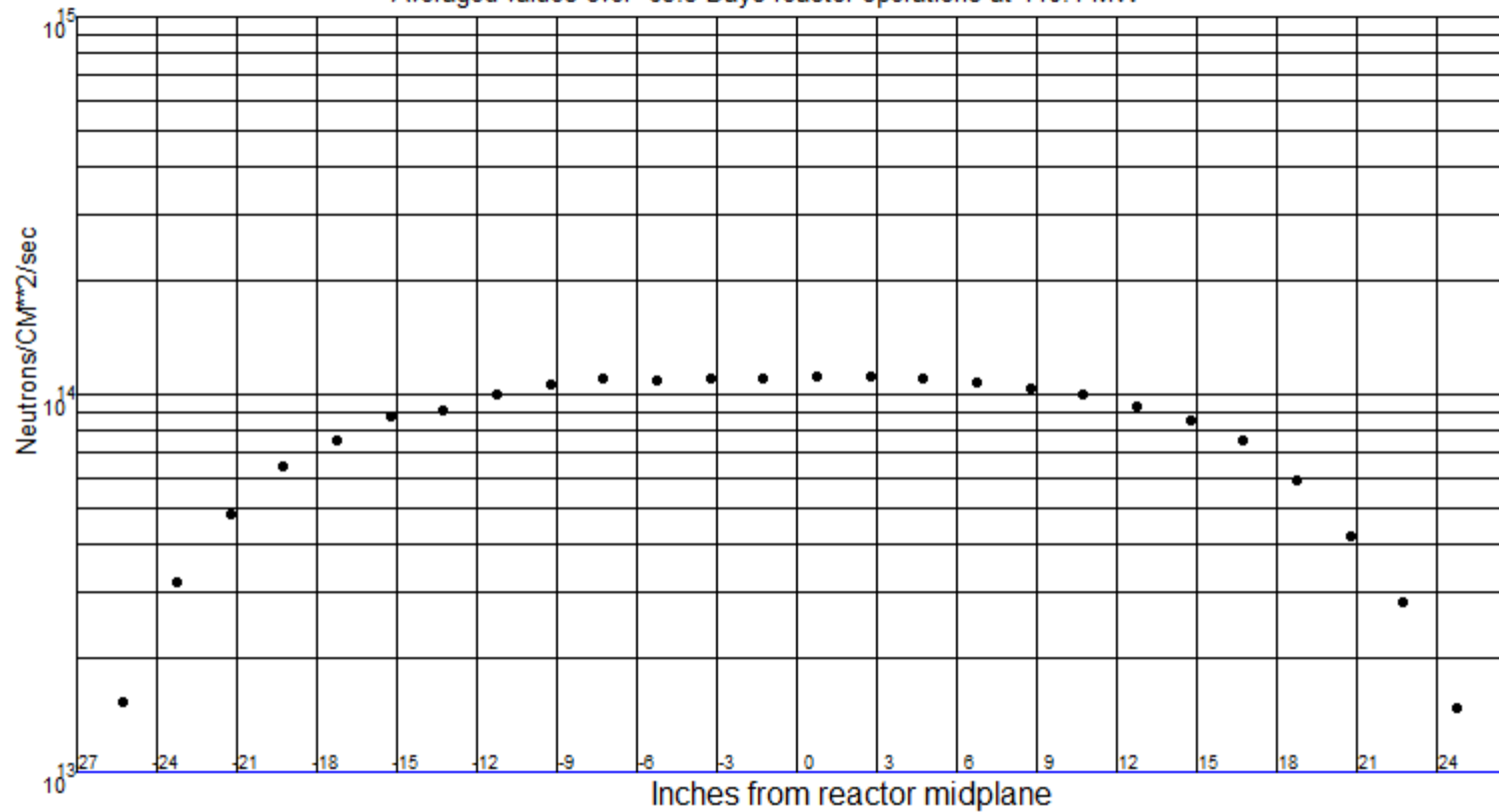
Position: SE-2

Material: Nickel

Experiment: 2B-SE

Average Maximum Fluence Rate: $1.11\text{E}+14$

Averaged values over 65.5 Days reactor operations at 110.1 MW



Thermal Neutron Fluence Rate (2200 M/S)

Reactor: ATR

Cycle: 171B

Cycle Power: 7211.5 Mwd

Date: 07/21/23-09/26/23

Monitor No.: SR-387

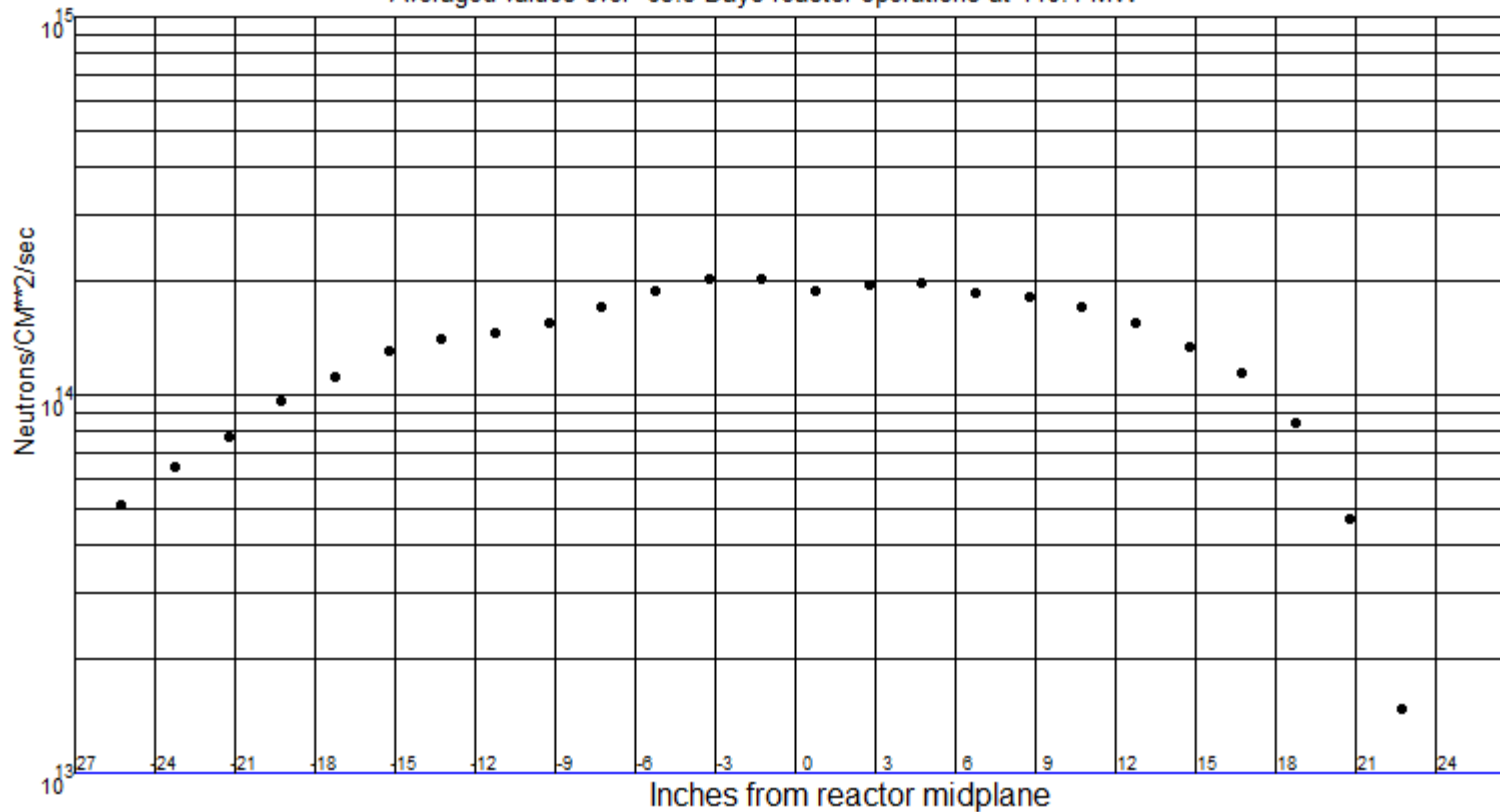
Position: SE-3

Material: 0.0975 %CoAl

Experiment: 2B-SE

Average Maximum Fluence Rate: 1.98E+14

Averaged values over 65.5 Days reactor operations at 110.1 MW



Fast Neutron Fluence Rate (> 1 MeV)

Reactor: ATR

Cycle: 171B

Cycle Power: 7211.5 Mwd

Date: 07/21/23-09/26/23

Monitor No.: SR-387

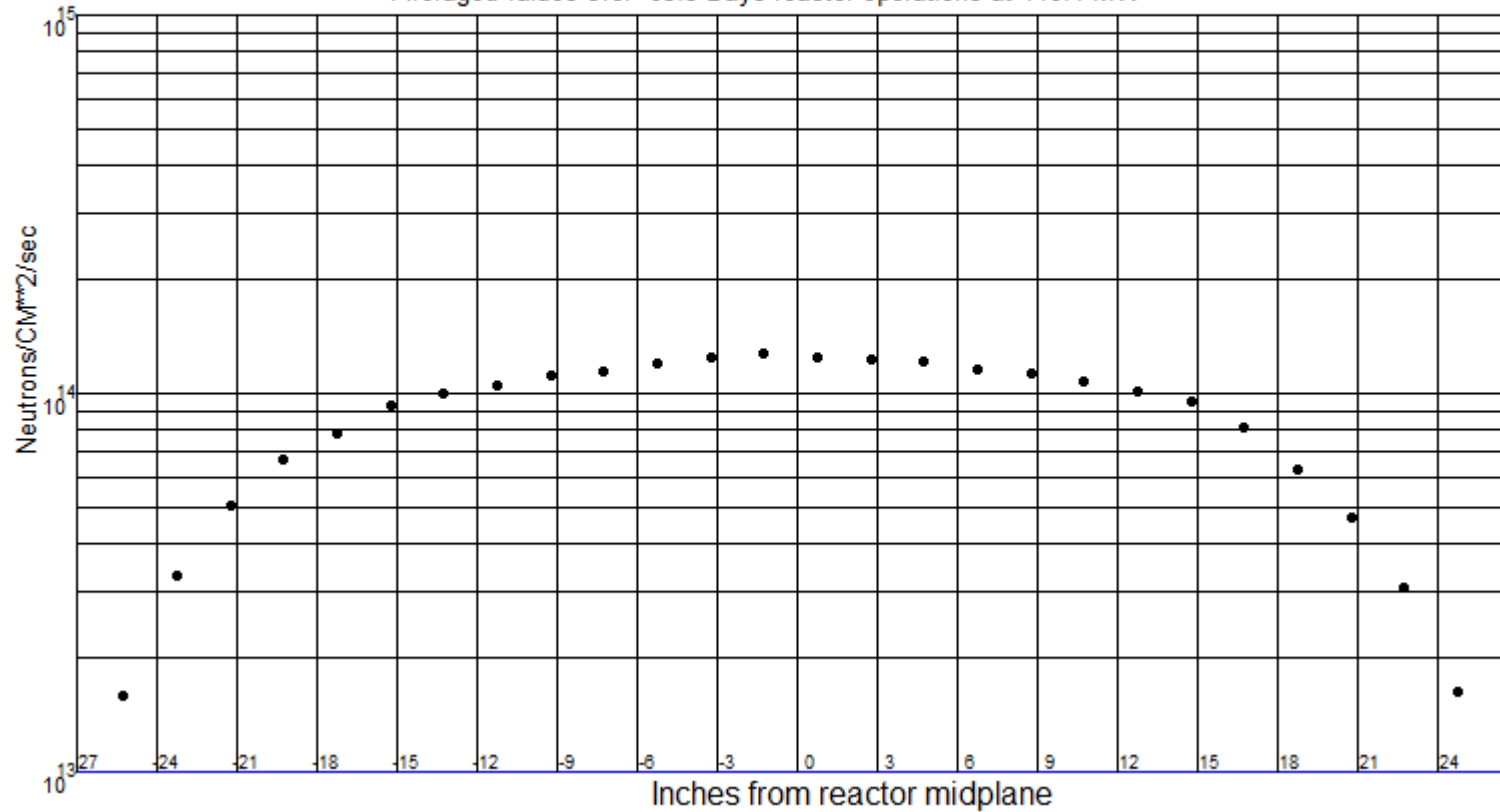
Position: SE-3

Material: Nickel

Experiment: 2B-SE

Average Maximum Fluence Rate: $1.26E+14$

Averaged values over 65.5 Days reactor operations at 110.1 MW



Thermal Neutron Fluence Rate (2200 M/S)

Reactor: ATR

Cycle: 171B

Cycle Power: 7211.5 Mwd

Date: 07/21/23-09/26/23

Monitor No.: SR-388

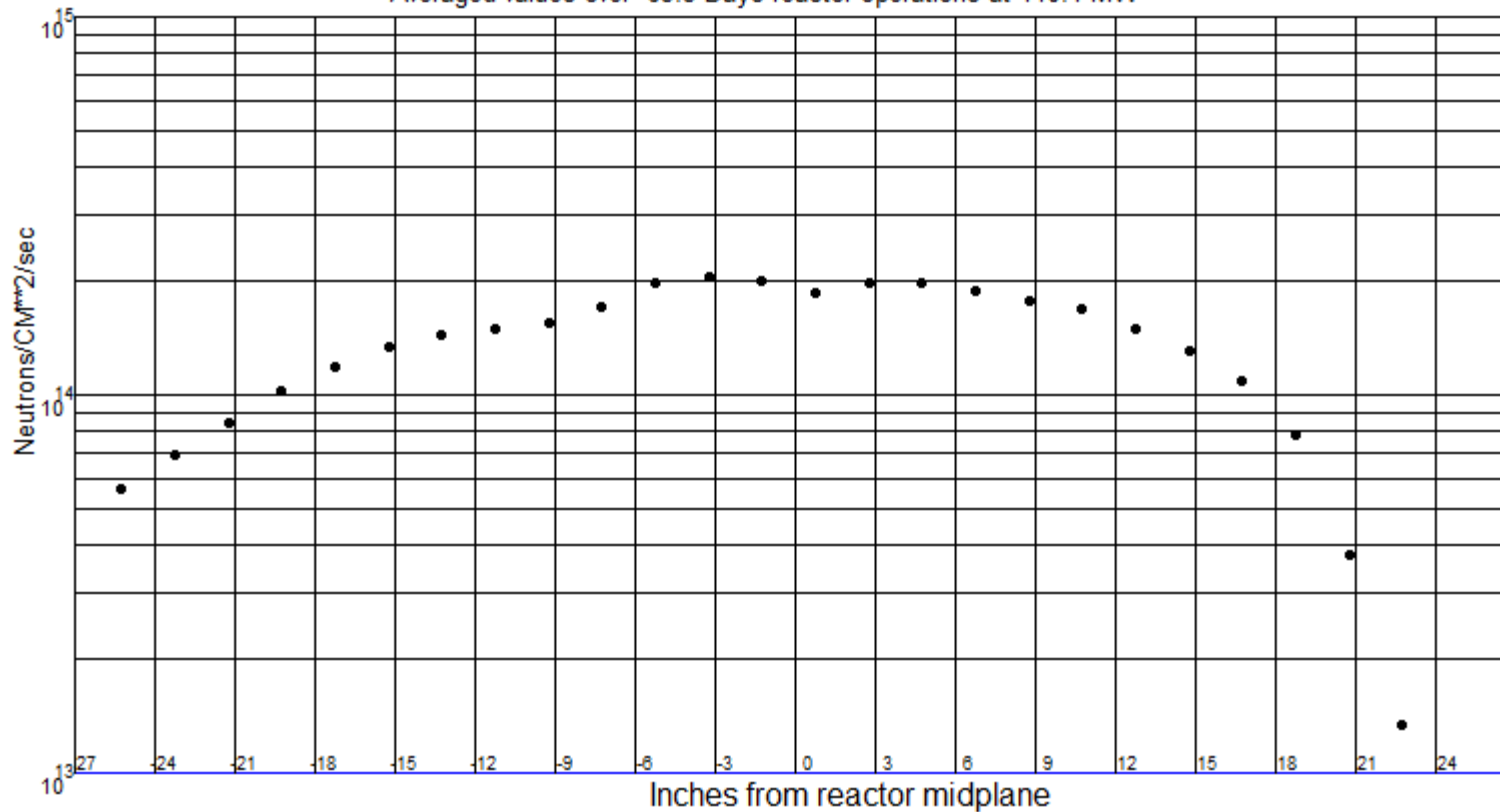
Position: SE-4

Material: 0.0975 %CoAl

Experiment: 2B-SE

Average Maximum Fluence Rate: 2.01E+14

Averaged values over 65.5 Days reactor operations at 110.1 MW



Fast Neutron Fluence Rate (> 1 MeV)

Reactor: ATR

Cycle: 171B

Cycle Power: 7211.5 Mwd

Date: 07/21/23-09/26/23

Monitor No.: SR-388

Position: SE-4

Material: Nickel

Experiment: 2B-SE

Average Maximum Fluence Rate: 1.25E+14

Averaged values over 65.5 Days reactor operations at 110.1 MW

