



Radiation testing of AM materials

May 2024

Changing the World's Energy Future

Andrea M Jokisaari, TS Byun, Weiying Chen, Yiren Chen, Drew Coulson Johnson, Kory Linton, Caleb Massey, Christian Petrie, Rongjie Song



INL is a U.S. Department of Energy National Laboratory operated by Battelle Energy Alliance, LLC

DISCLAIMER

This information was prepared as an account of work sponsored by an agency of the U.S. Government. Neither the U.S. Government nor any agency thereof, nor any of their employees, makes any warranty, expressed or implied, or assumes any legal liability or responsibility for the accuracy, completeness, or usefulness, of any information, apparatus, product, or process disclosed, or represents that its use would not infringe privately owned rights. References herein to any specific commercial product, process, or service by trade name, trade mark, manufacturer, or otherwise, does not necessarily constitute or imply its endorsement, recommendation, or favoring by the U.S. Government or any agency thereof. The views and opinions of authors expressed herein do not necessarily state or reflect those of the U.S. Government or any agency thereof.

Radiation testing of AM materials

**Andrea M Jokisaari, TS Byun, Weiying Chen, Yiren Chen, Drew Coulson
Johnson, Kory Linton, Caleb Massey, Christian Petrie, Rongjie Song**

May 2024

**Idaho National Laboratory
Idaho Falls, Idaho 83415**

<http://www.inl.gov>

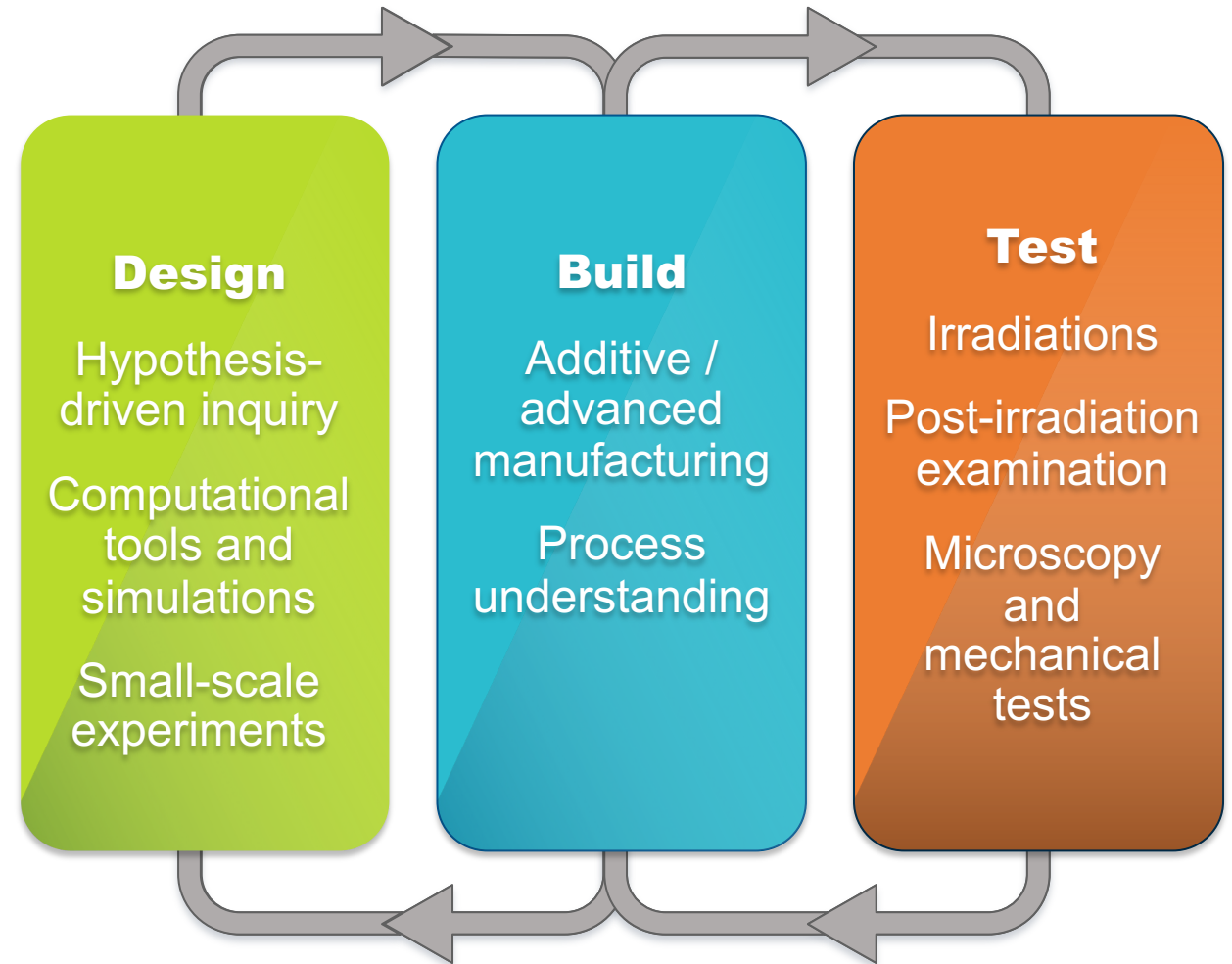
**Prepared for the
U.S. Department of Energy
Under DOE Idaho Operations Office
Contract DE-AC07-05ID14517**

Radiation testing of AM materials

Andrea Jokisaari, TS Byun, Weiying Chen, Yiren Chen, Drew Johnson, Annabelle Le Coq, Kory Linton, Caleb Massey, Christian Petrie, Rongjie Song, Stephen Taller

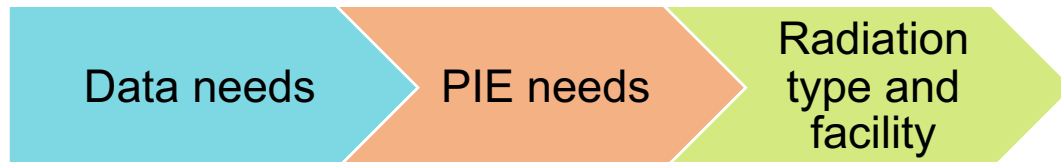
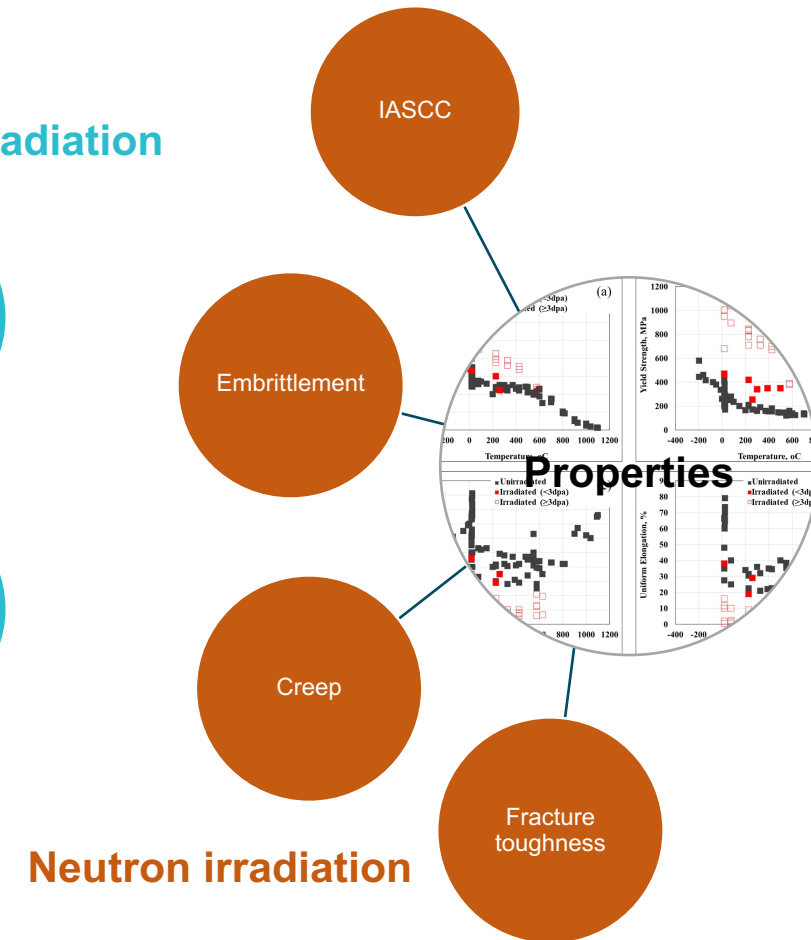
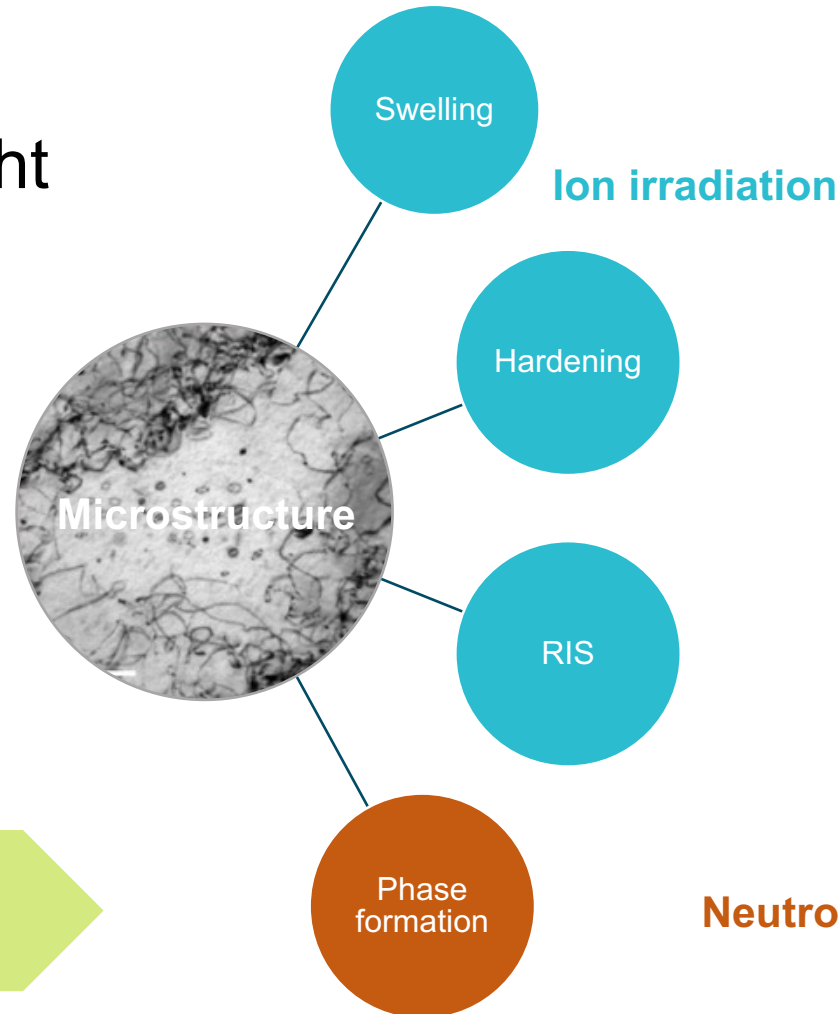
AMMT program motivation for irradiated AM materials properties

- AM is a new enabling technology
- New fabrication method means there is a large need for new data
- AMMT will provide new, valuable data for irradiation behavior of materials with engineering importance for nuclear reactors



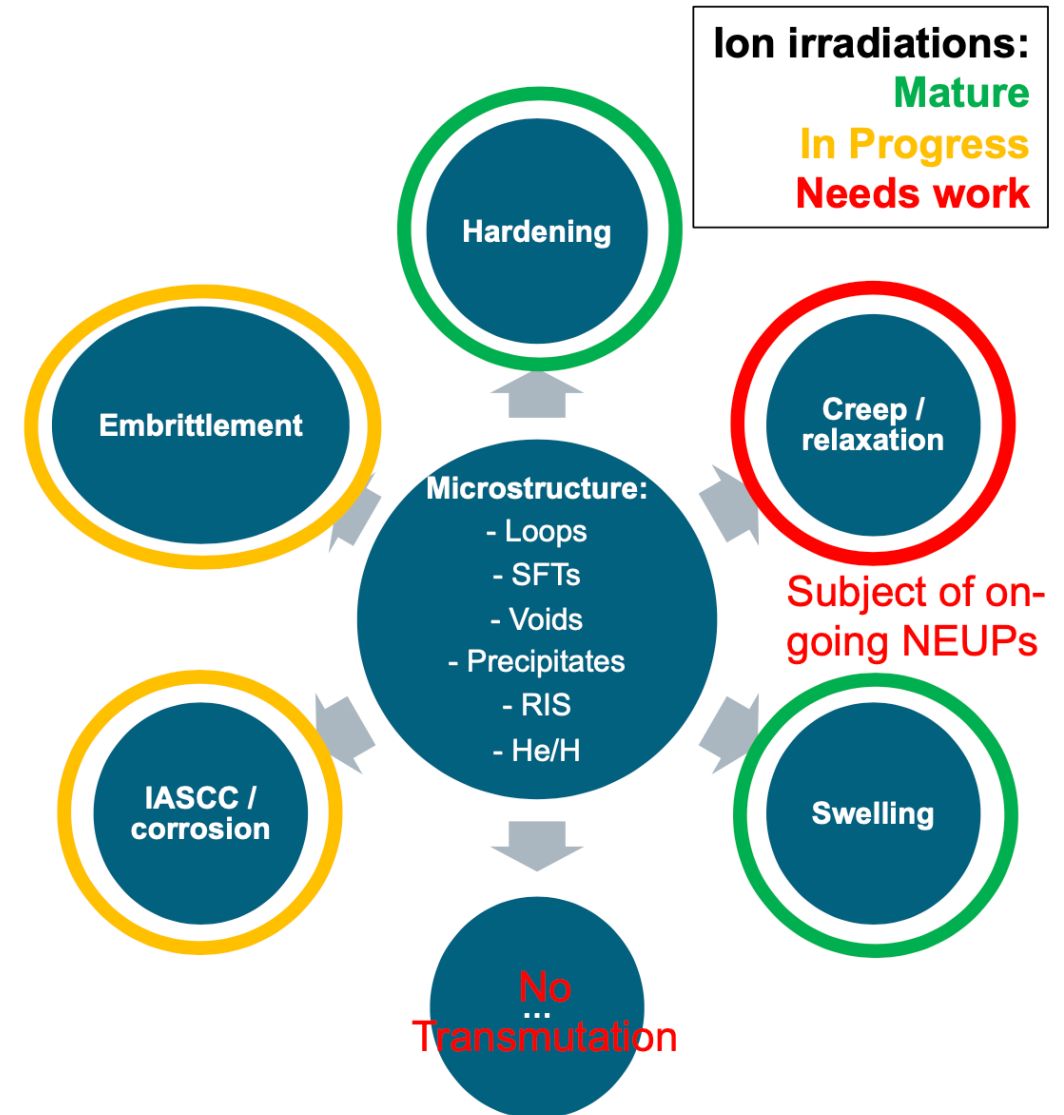
Using the right tool for the job

- AMMT can help provide expertise on selecting the right tool for the job
 - High level conceptualization of radiation testing for design achievement
 - Timelines to obtain data (accelerated vs prototypical)



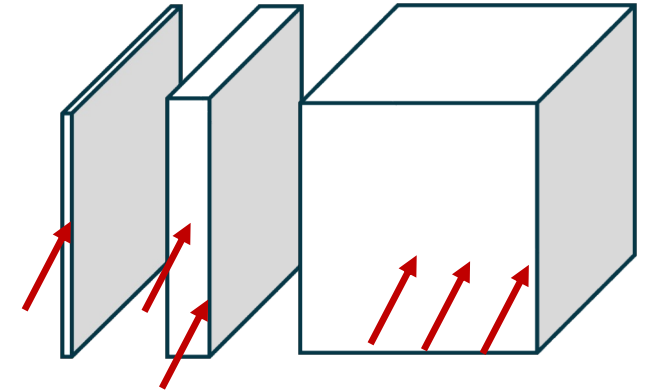

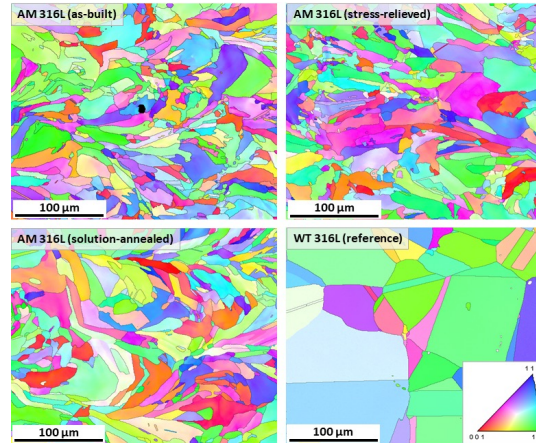
Using ion irradiations for screening and regulatory purposes

- Many advanced reactor designs aim for 100+ dpa
 - Materials test reactors will provide ~1-10 dpa/year
- Ion irradiations paired with modeling can:
 - Provide rapid screening of materials evolution
 - Link to prototypical neutron irradiation conditions
- AMMT is working on a framework to promote the regulatory acceptance of combined neutron irradiations, ion irradiations, and modeling



Providing data and science to aid with NRC licensing

- A new fabrication method means a lot of data and understanding process-structure-processing-performance is needed to support licensing applications to the NRC
- Looking for equivalencies or major differences from conventionally made materials
 - Impact of microstructure
 - Build variability
 - Post-build heat treatments



Sampling Location

1.5mm plate layer

5mm block surface layer

5mm block center layer

40mm cube 10mm from surface

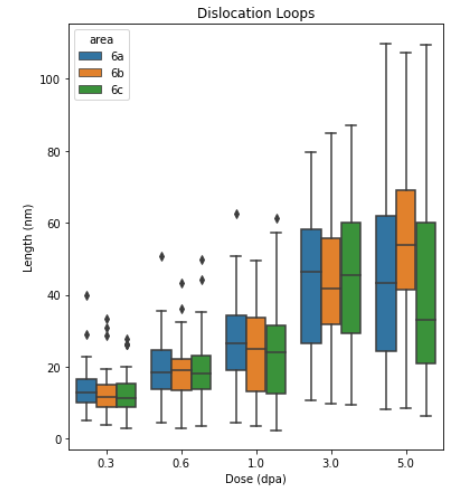
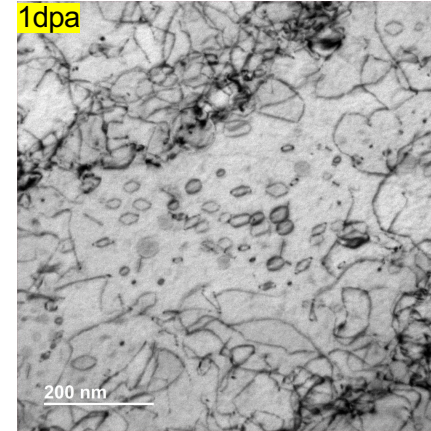
40mm cube center layer

40mm cube surface layer

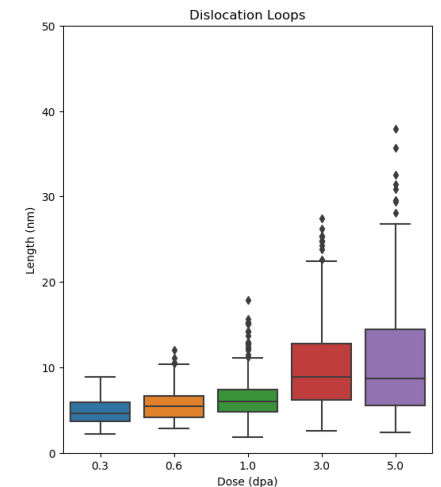

AMMT program strategy for irradiated AM materials properties

- Consistent test plan of to deliver data and science
- AMMT is also focusing on how to obtain high-dpa accelerated testing information and promoting regulatory acceptance of combined ion/neutron testing data
- **Looking for industry input on parameter spaces of interest**

AM316H
600°C

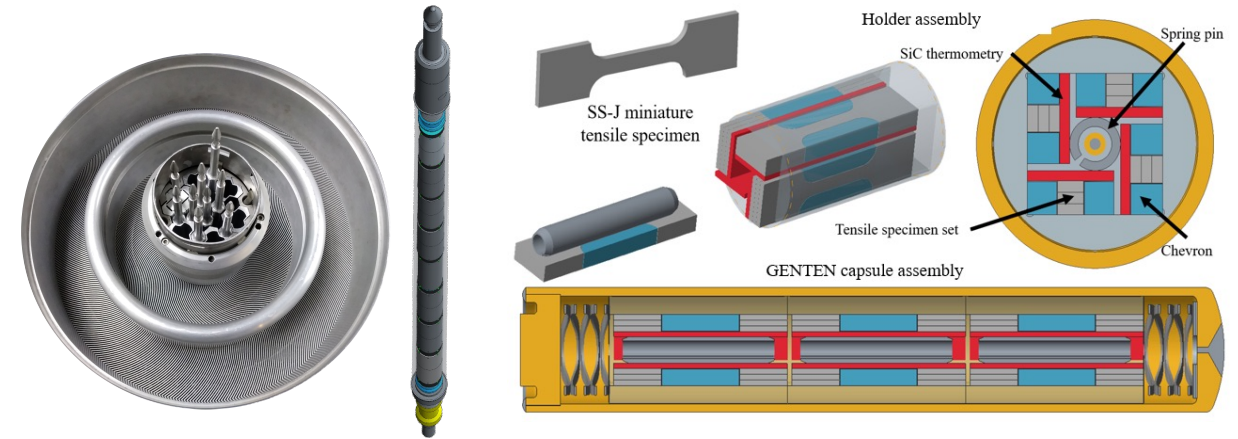


AM316H
300°C


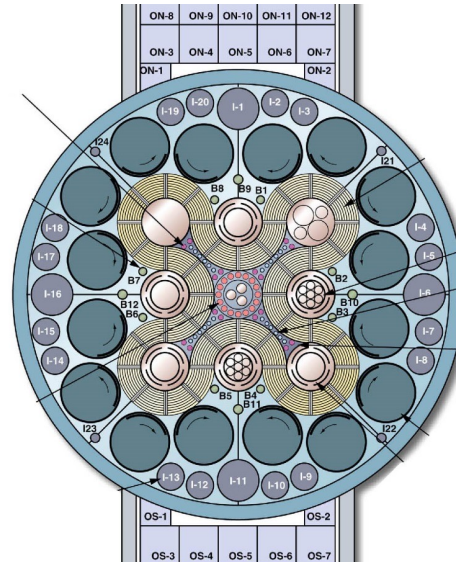


Neutron irradiation test plan development for AM316H

- Two-level testing strategy
 - HFIR@ORNL will provide baseline engineering information to higher doses
 - ATR@INL will provide novel advanced PIE for new reactor technologies
 - Leveraging standard capsule designs to make neutron irradiations faster and cheaper
- **Looking for industry input on parameter spaces of interest**




P. A. Champlin et al., ORNL/TM-2019/1310, Oak Ridge National Laboratory, Oak Ridge, TN, 2019.



Current irradiation capabilities summary


- Mechanical specimens
 - INL (ISHA):
 - SSJ tensile bars (16mm x 4mm x 0.5–1mm) - max 48 specimens per capsule
 - Round compact-tension - max 13 specimens per capsule
 - Bend bars - max 24 specimens per capsule
 - TEM specimens (3mm diameter)
 - ORNL (Rabbit):
 - SSJ tensile bars (16mm x 4mm x .5mm-0.75mm) – max 36 specimens per capsule
 - Bend Bars (14.8 mm x 3 mm x 4.5 mm) – 6 specimens per capsule
 - Pressurized tubes
- Irradiation temperature: 200 – 1200°C
- Post-irradiation examination (PIE)
 - Elevated testing up to 800°C
 - Uniaxial tensile testing
 - Microstructural characterization
 - Hardness testing
 - Fracture toughness
 - 3- and 4-point bend
 - ...



HFEF hot cell

INL Future Rad Mechanical Testing

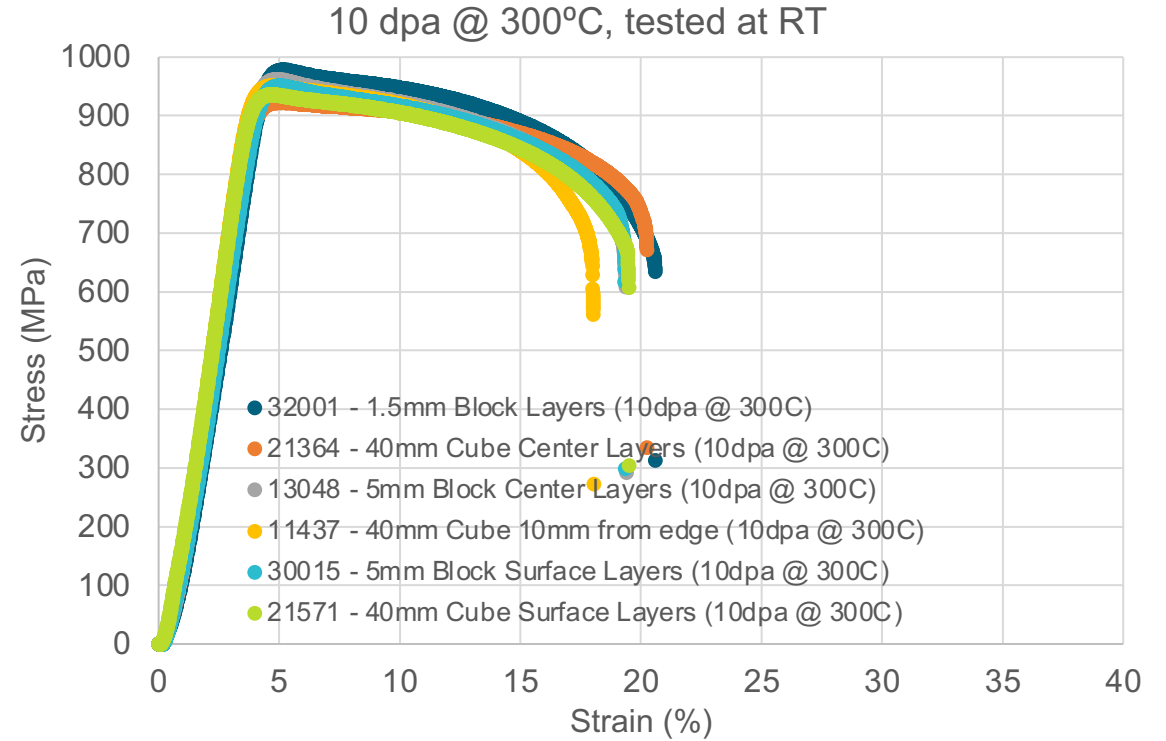
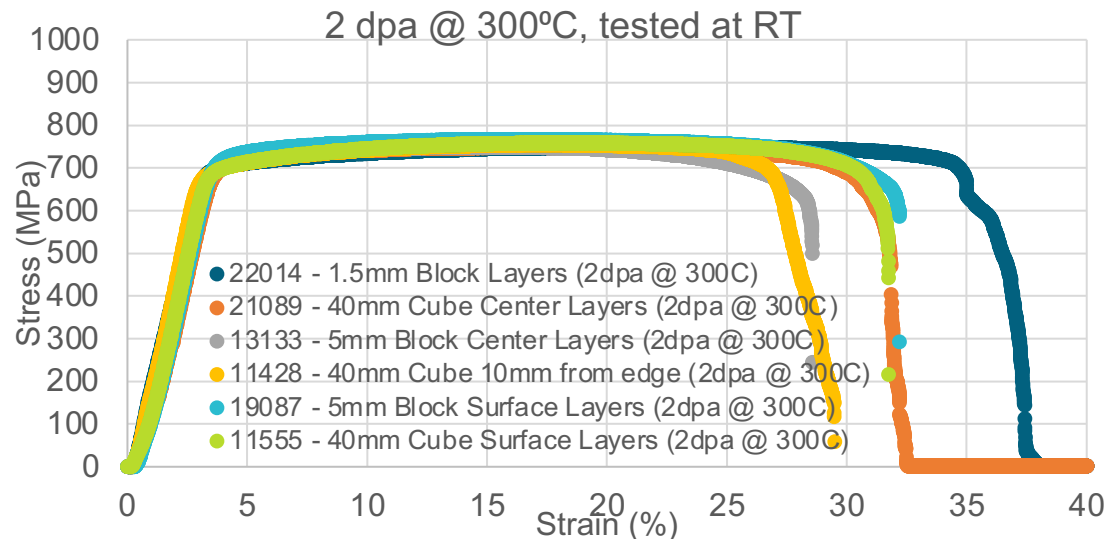
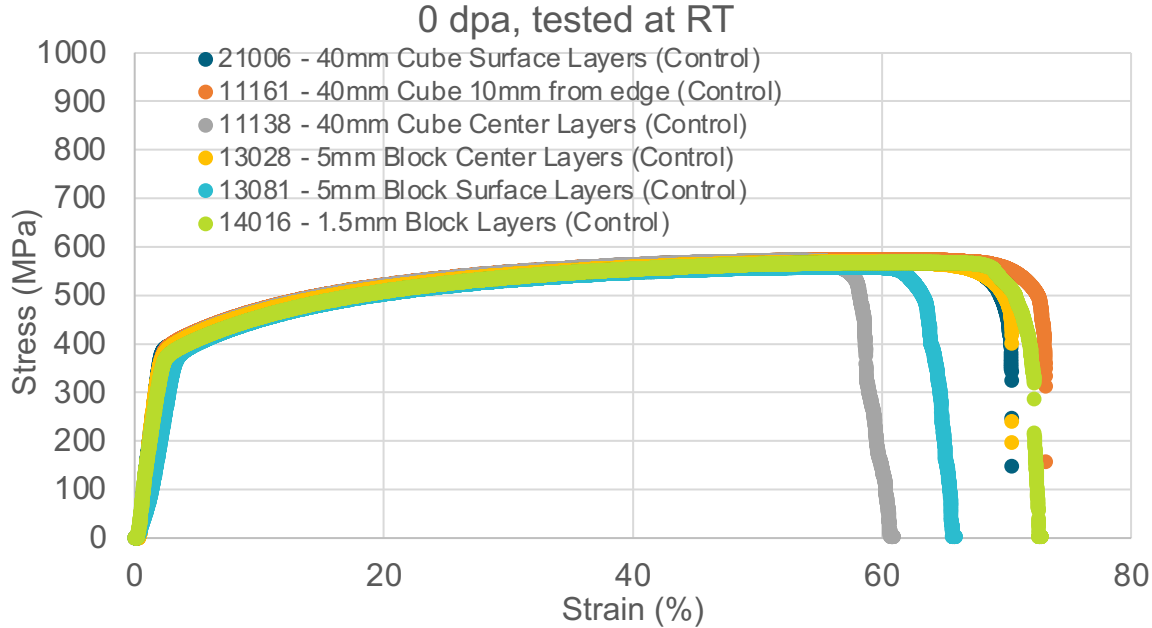
- SPL facility opening start of FY26
- Max testing temperature 1200°C
- Creep testing
- Creep crack growth
- Fatigue
- Automated Charpy impact testing
- Additional capacity for tensile compression testing
- Nanoindentation and micromechanical testing



Delivering data and insights for AM316L and AM718

Initial Microstructure	FY	Capsule ID	Irr. Temp. (°C) Target/Measured	Dose (dpa)	Specimen/alloy
	2020	GTCR01	300/250	0.2	36 SS-J2 (AM 316L in as-built, stress-relieved, and solution-annealed conditions and WT 316L)
		GTCR02	300/376	2	36 SS-J2 (AM 316L in as-built, stress-relieved, and solution-annealed conditions and WT 316L)
		GTCR03	300/277	10	36 SS-J2 (AM 316L in as-built, stress-relieved, and solution-annealed conditions and WT 316L)
		GTCR04	600/673	0.2	36 SS-J2 (AM 316L in as-built, stress-relieved, and solution-annealed conditions and WT 316L)
		GTCR05	600/600	2	36 SS-J2 (AM 316L in as-built, stress-relieved, and solution-annealed conditions and WT 316L)
		GTCR06	600/550	10	36 SS-J2 (AM 316L in as-built, stress-relieved, and solution-annealed conditions and WT 316L)
Sampling Location	2021	GTCR07	300/292	2	24 SS-J3 (AM 316L in stress-relieved condition, sampling from six build locations of 1.5 mm and 5 mm thick plates and 40 mm cube)
		GTCR08	600/494	2	24 SS-J3 (AM 316L in stress-relieved condition, sampling from six build locations of 1.5 mm and 5 mm thick plates and 40 mm cube)
		GTCR09	300/269	10	24 SS-J3 (AM 316L in stress-relieved condition, sampling from six build locations of 1.5 mm and 5 mm thick plates and 40 mm cube)
		GTCR10	600/511	10	24 SS-J3 (AM 316L in stress-relieved condition, sampling from six build locations of 1.5 mm and 5 mm thick plates and 40 mm cube)
Initial Microstructure	2022	GTCR11	300/305	2	24 SS-J2 (WT IN 718 in standard, one solution-annealed, and two age-hardened conditions, AM IN 718) and 8 SS-J3 (AM 316L in stress-relieved condition, six build locations)
		GTCR12	600/553	2	24 SS-J2 (WT IN 718 in standard, one solution-annealed, and two age-hardened conditions, AM IN 718) and 8 SS-J3 (AM 316L in stress-relieved condition, six build locations)
		GTCR13	300/318	10	24 SS-J2 (WT IN 718 in standard, one solution-annealed, and two age-hardened conditions, AM IN 718) and 8 SS-J3 (AM 316L in stress-relieved condition, six build locations)
		GTCR14	600/578	10	24 SS-J2 (WT IN 718 in standard, one solution-annealed, and two age-hardened conditions, AM IN 718) and 8 SS-J3 (AM 316L in stress-relieved condition, six build locations)

Case study: delivering data and insights for AM316L



- Test strain rate of $5 \times 10^{-4} \text{ s}^{-1}$ (displacement rate = 0.15 mm/min)
- Strength increased and ductility decreased with irradiation dose
- All specimens showed prompt necking at yield at 10 dpa
- Effect of AM build thickness and location is not evident

U.S. DEPARTMENT OF
ENERGY

Office of
NUCLEAR ENERGY