



FY22 Economic Impact Summary

July 2023

Changing the World's Energy Future

Hope Marie Morrow



INL is a U.S. Department of Energy National Laboratory operated by Battelle Energy Alliance, LLC

DISCLAIMER

This information was prepared as an account of work sponsored by an agency of the U.S. Government. Neither the U.S. Government nor any agency thereof, nor any of their employees, makes any warranty, expressed or implied, or assumes any legal liability or responsibility for the accuracy, completeness, or usefulness, of any information, apparatus, product, or process disclosed, or represents that its use would not infringe privately owned rights. References herein to any specific commercial product, process, or service by trade name, trade mark, manufacturer, or otherwise, does not necessarily constitute or imply its endorsement, recommendation, or favoring by the U.S. Government or any agency thereof. The views and opinions of authors expressed herein do not necessarily state or reflect those of the U.S. Government or any agency thereof.

FY22 Economic Impact Summary

Hope Marie Morrow

July 2023

**Idaho National Laboratory
Idaho Falls, Idaho 83415**

<http://www.inl.gov>

**Prepared for the
U.S. Department of Energy
Under DOE Idaho Operations Office
Contract DE-AC07-05ID14517**



ECONOMIC IMPACT SUMMARY

FY 2022
IDAHO
NATIONAL
LABORATORY



Disclaimer

This information was prepared as an account of work sponsored by an agency of the U.S. Government. Neither the U.S. Government nor any agency thereof, nor any of their employees, makes any warranty, expressed or implied, or assumes any legal liability or responsibility for the accuracy, completeness,

or usefulness, of any information, apparatus, product, or process disclosed, or represents that its use would not infringe privately owned rights. References herein to any specific commercial product, process, or service by trade name, trademark, manufacturer, or otherwise, does not necessarily

constitute or imply its endorsement, recommendation, or favoring by the U.S. Government or any agency thereof. The views and opinions of authors expressed herein do not necessarily state or reflect those of the U.S. Government or any agency thereof.

Table of Contents

02	04	05	05
Summary Results	Direct Effects	Economic Impacts of INL Operations	Output
06	07	07	08
Gross State Product	Impact on Income	Impact on Employment	Impact on Taxes





Summary Results

In 2022, Idaho National Laboratory was one of the state's top employers (sixth overall). INL directly employed a total of 5,460 positions, a 4% growth from the previous year.

The large growth of Idaho's economy between 2021 and 2022 means INL's economic impact on the state has also deepened. Dollars that INL has brought into the state tend to stay and circulate longer, facilitating increased impacts and growth rates for the state.

INL, along with the other 16 national labs housed under the Department of Energy (DOE), perform research focused on: nuclear energy, integrated energy systems (such

as microgrid, battery and environmental research), and national security.

This study evaluates the economic activity of INL within the economy of Idaho. This study estimates the total economic impact generated by INL apart from any other DOE or Department of Defense operations within the state.

Total operational impacts of INL in 2022 amounted to **\$3.38 billion** in output, **\$2.42 billion** in gross state product (GSP), and **16,445 jobs** throughout Idaho.



\$3.38B

ADDED TOTAL OUTPUT


16,445

ADDED IDAHO JOBS



COMBINED INL ECONOMIC IMPACT ON IDAHO

Effect	Sales	GSP	Income	Jobs
Direct	\$1,630,232,149	\$1,293,067,355	\$858,020,815	5,460
Indirect	\$881,944,049	\$590,718,497	\$309,605,164	5,006
Induced	\$867,593,354	\$535,342,446	\$268,206,233	5,979
Total	\$3,379,769,552	\$2,419,128,298	\$1,435,832,212	16,445



SIXTH

LARGEST EMPLOYER

\$1.4B

OF HOUSEHOLD
INCOME

\$114,339

AVERAGE INL
SALARY

5,460

TOTAL EMPLOYEES
IN 2022

1+2

FOR EACH INL JOB,
TWO ADDITIONAL IDAHO
JOBS ARE SUPPORTED

Direct Effects

Direct effects include all moneys INL brought into Idaho. This includes all grants, appropriations, and other funds. Those moneys are then spent in the state's economy for goods and services; employee salaries, wages, and benefits; taxes; and educational reimbursements.

The following table shows the spending by expenditure type and year. These expenditures, in aggregate, represent the direct effects, which are allocated to various industries in the economy that align with INL operations.

Expense Category	FY-18 (\$1,000)	FY-19 (\$1,000)	FY-20 (\$1,000)	FY-21 (\$1,000)	FY-22 (\$1,000)	FY 21-22 Change	% Change
Goods and services	\$321,920	\$694,858	\$761,261	\$771,730	\$772,211	\$481,297	0.06%
Payroll benefits (medical)	\$69,420	\$77,866	\$76,442	\$92,165	\$102,537	\$10,372,410	11.25%
Payroll benefits (retirement)	\$66,549	\$59,896	\$72,572	\$73,912	\$68,404	(\$5,508,074)	-7.45%
Payroll salaries	\$631,288	\$516,497	\$582,024	\$634,374	\$687,080	\$52,705,397	8.31%
Total	\$1,089,177	\$1,349,117	\$1,492,299	\$1,572,181	\$1,630,232	\$58,051,030	3.69%



Economic Impacts of **INL OPERATIONS**

Impacts are typically reported in terms of sales or output, value added or gross state product, household income, and employment. While all of these metrics are appropriate, economists tend to focus on gross state product as it is a stable and consistent measure of economic

activity. It avoids double counting, unlike output, and it captures the value of capital assets and taxes, unlike income.



Gross State **Product**

Gross state product is a subset of sales and removes all double counting of the value of goods and services throughout the supply chain. INL directly contributed to \$1.29 billion in GSP. The supply network and employees generated an additional combined \$1.13 billion in GSP. Total Idaho GSP dependent on INL was **\$2.41 billion, or roughly 2.47% of GSP overall.**

GROSS STATE PRODUCT
CONTRIBUTION:

\$2.41
BILLION

Impact on **Total Output**

Direct INL operations amounted to \$1.63 billion. That money flows and ripples through the Idaho economy, supporting \$3.38 billion in transactions, representing 1.7% of Idaho's economic activity. Few industries, let alone businesses, can support this portion of an economy.

Of the \$1.63 billion in direct business expenditures, over 40%, (\$637.13 million) is spent on Idaho vendors, stimulating business-to-business transactions. Those vendors likewise purchase goods and services from their vendors. In total, they add an additional \$881.9 million in output.

INL employees and administrators spend their income in the economy, generating additional rounds of spending and output of \$867.59 million. In total, INL supports nearly \$3.38 billion in economic activity in the state.

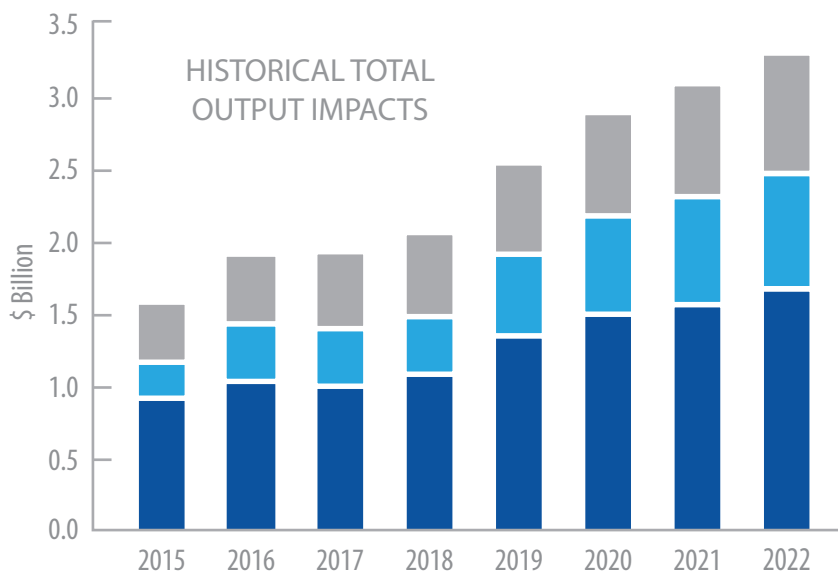
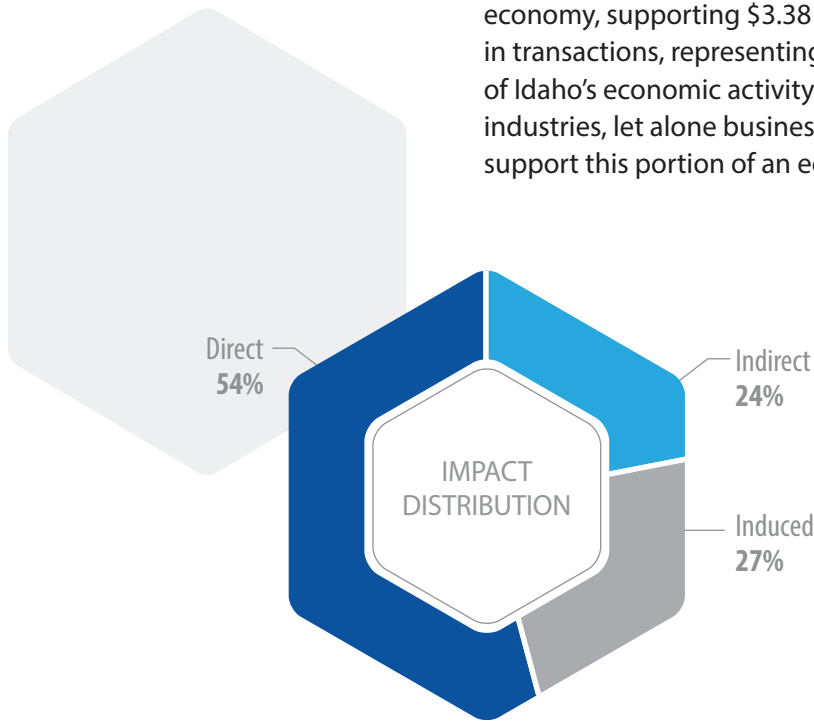
The impacts are categorized as the direct and multiplier effects.

Direct effects: The primary revenue brought into the state by INL

Indirect effects: The business-to-business transactions that stem from INL expenditures

Induced effects: The household-to-business transactions stemming from INL employees

Total economic impacts: The sum of the direct, indirect and induced effects



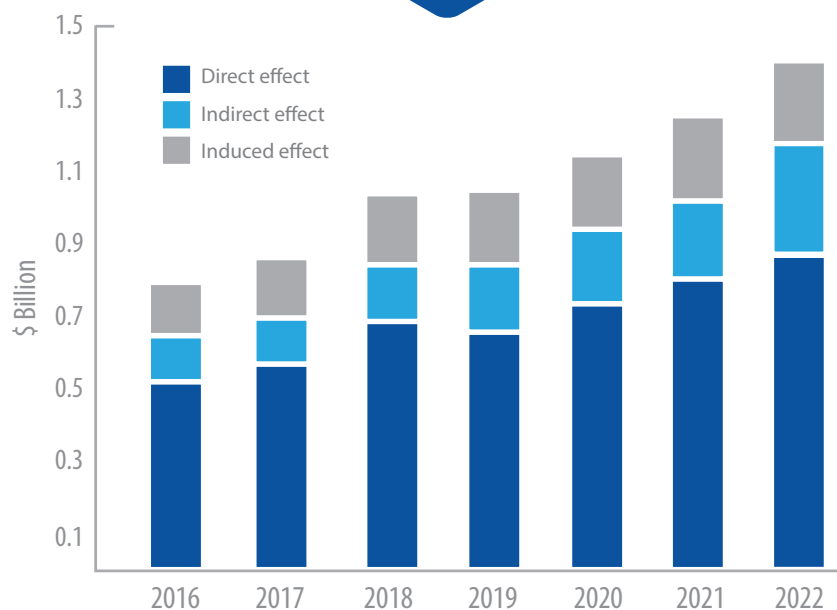
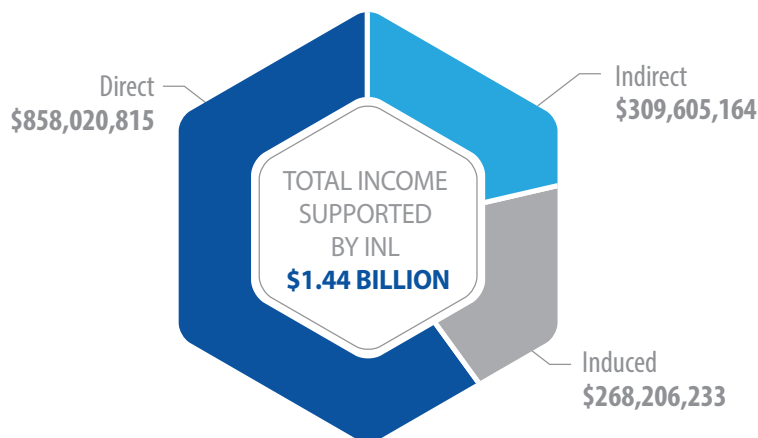
\$3.38 BILLION

IDAHO'S GROSS
economic output in FY 2022

Income

Income is a subset of GSP, capturing employees' wages and salaries. It is a measure of the well-being of individuals and households. INL's direct employee compensation amounted to just over \$858 million in 2022. Nearly \$578 million in income was generated as employees of INL, and its suppliers, spend their paychecks at local businesses. Total income in Idaho dependent on INL amounted to \$1.44 billion.

The average salary of INL employees in 2022 was \$114,339.





Direct
5,460

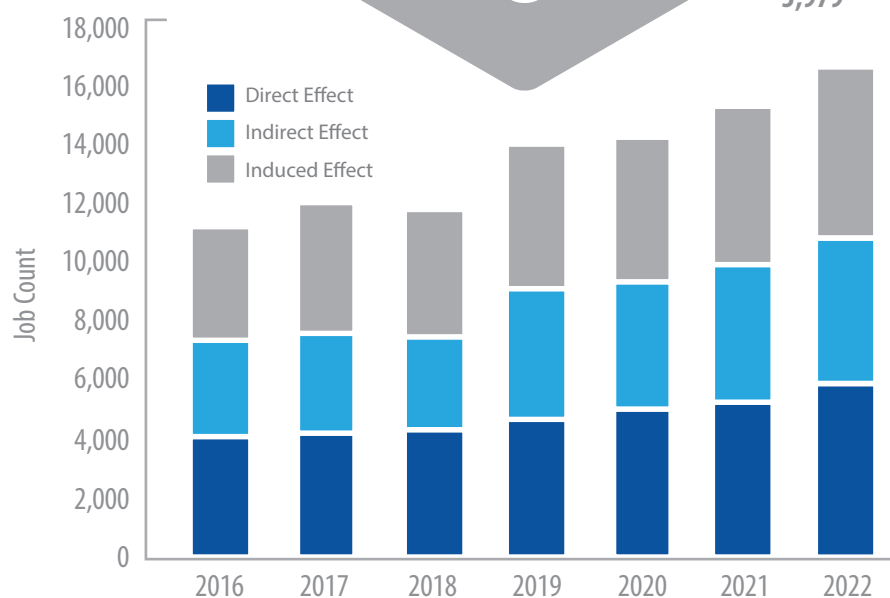
Indirect
5,006

TOTAL JOBS
SUPPORTED
BY INL
16,445

Induced
5,979

Employment

Employment impacts are calculated on an average wage basis for each industry within the INL supply chain. **Total jobs INL supported in Idaho in 2022 including direct employment was 16,445.** For each direct job, another two jobs are supported in the economy.



Taxes

As INL operates, additional economic activity occurs that generates tax revenues for state and local governments. Employee salaries provide increased housing opportunities that yield millions of dollars in property taxes. These taxes are important to school districts and support investment in infrastructure for the community to share.

State taxes include sales and excise taxes as well as corporate and personal income taxes, amounting to \$47.5 million and \$40.17 million. State treasuries therefore acquired \$87.67 million in tax receipts associated with and dependent on INL operations.

Local taxes are largely a result of property taxes — \$30.02 million — and other local taxes amounting to \$3.05 million.

Total state and local taxes in Idaho supported by INL amounted to \$120.74 million. These taxes help keep the tax burden in Idaho low.

State taxes	
Sales and excise	\$47,497,813
Corporate and personal income	\$40,174,166
Local Taxes	
Property	\$30,017,932
Other	\$3,048,977
Total state and local taxes	\$120,738,888

STATE AND LOCAL TAX RECEIPTS

\$120.7M





Battelle Energy Alliance manages
INL for the U.S. Department of Energy's
Office of Nuclear Energy