



AGR 5/6/7 Disassembly and Metrology

July 2023

Changing the World's Energy Future

Lu Cai



DISCLAIMER

This information was prepared as an account of work sponsored by an agency of the U.S. Government. Neither the U.S. Government nor any agency thereof, nor any of their employees, makes any warranty, expressed or implied, or assumes any legal liability or responsibility for the accuracy, completeness, or usefulness, of any information, apparatus, product, or process disclosed, or represents that its use would not infringe privately owned rights. References herein to any specific commercial product, process, or service by trade name, trade mark, manufacturer, or otherwise, does not necessarily constitute or imply its endorsement, recommendation, or favoring by the U.S. Government or any agency thereof. The views and opinions of authors expressed herein do not necessarily state or reflect those of the U.S. Government or any agency thereof.

AGR 5/6/7 Disassembly and Metrology

Lu Cai

July 2023

**Idaho National Laboratory
Idaho Falls, Idaho 83415**

<http://www.inl.gov>

**Prepared for the
U.S. Department of Energy
Under DOE Idaho Operations Office
Contract DE-AC07-05ID14517**

July 25, 2023

Lu Cai, Ph.D.

Nuclear Engineer

Idaho National Laboratory

AGR-5/6/7 Disassembly and Metrology

DOE ART Gas-Cooled Reactor (GCR) Review Meeting

Virtual Meeting

July 25 – 27, 2023



Outline

- Background
- AGR-5/6/7 disassembly
 - Observations on graphite holders and fuel compacts
- AGR-5/6/7 metrology
 - Fuel compacts
 - Graphite holders
- Summary

INL/RPT-23-71033
Revision 0



AGR-5/6/7 Irradiation Disassembly and Metrology First Look

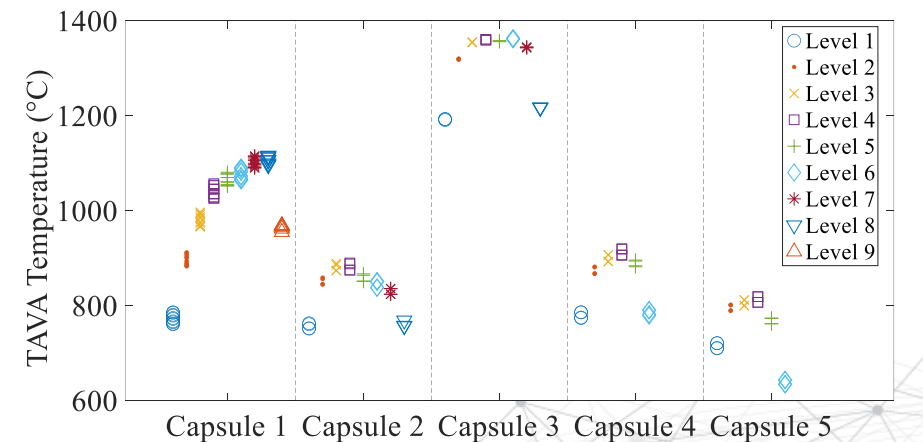
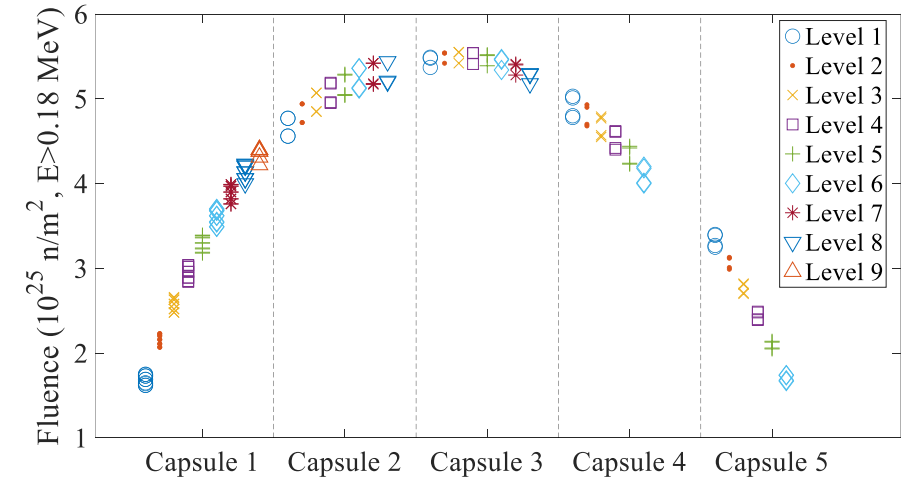
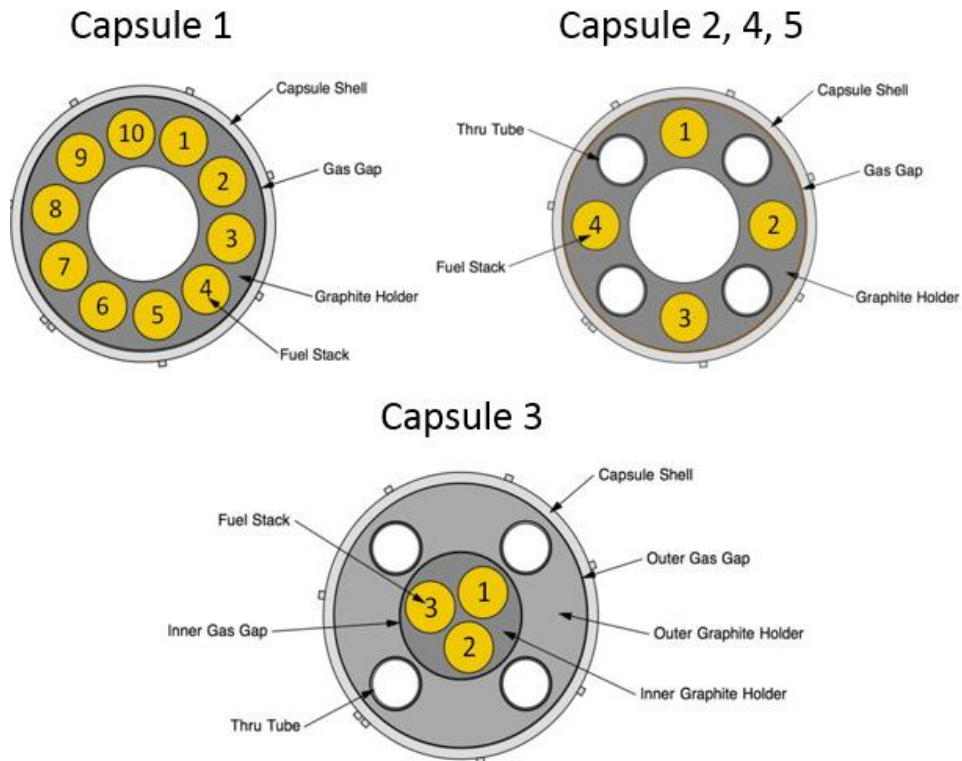
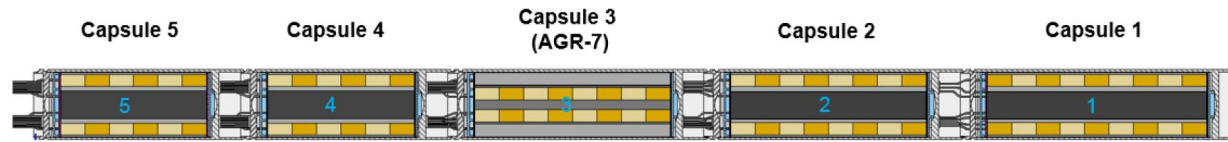
February 2023

John D. Stempien
Lu Cai



INL is a U.S. Department of Energy National Laboratory
operated by Battelle Energy Alliance, LLC

Background - AGR-5/6/7 Design and Irradiation Conditions

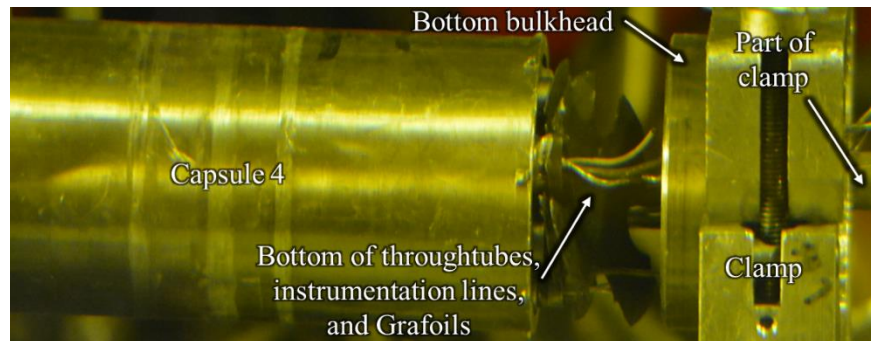



Disassembly and Metrology Complete

Level 2 Milestone report completed February 2023

Components	Number
Capsules Disassembled	5/5
Holder Measured	6/6
Compacts Recovered	194*/194

*Compact 2-8-4 was broken during disassembly






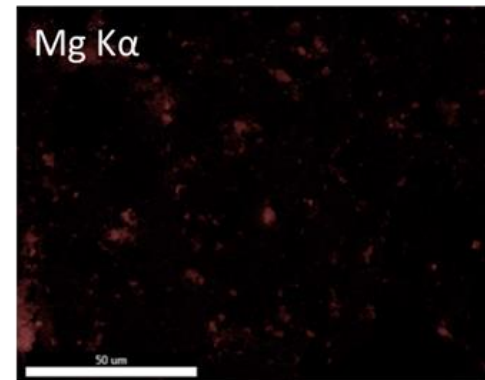
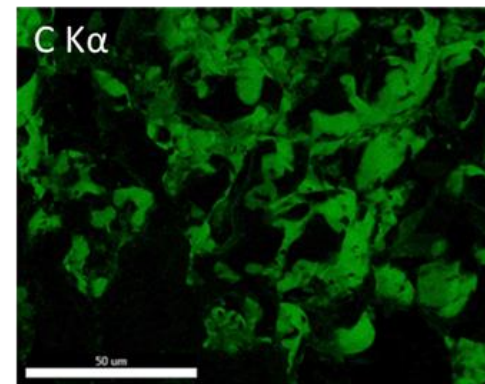





AGR-5/6/7 Disassembly

Collaborators:

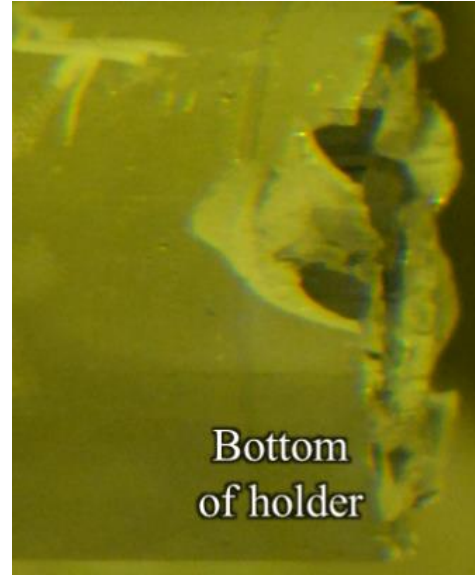
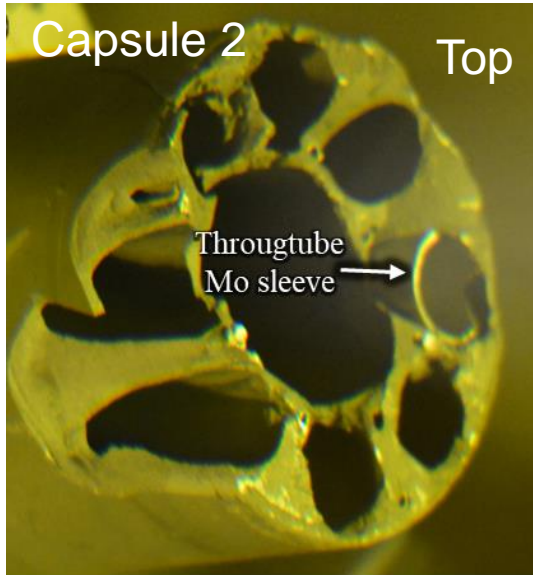
John D. Stempien
Philip Winston
Cad Christensen
Cassie Anderson-Thueson
Skyler James
Daniel Murray
John Hunn

Graphite Holder – Capsule 1





- 32% C
- 5% Mg
- 4% Cr
- 59% Ni

Graphite Holders – Capsules 2-5




For Capsule 2 graphite holder, the bottom was damaged when the shell was mistakenly cut in the wrong place, and the top was damaged when the through-tubes were pulled out.



Minor chipping occurred mainly around the through-tube holes of the graphite holders of Capsules 3 (outer holder), 4 and 5.

Typical As-irradiated Matrix Appearance


Compact 2-6-4



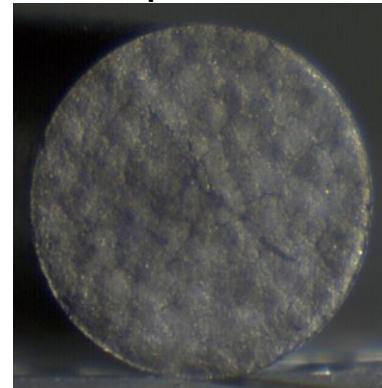
Compact 2-7-1



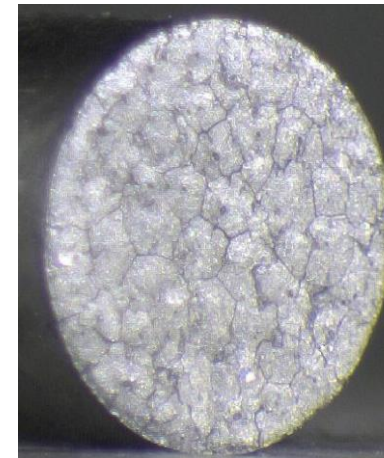
Compact 2-7-3




Compact 3-8-3




Compact 2-8-1






Compact 5-6-2




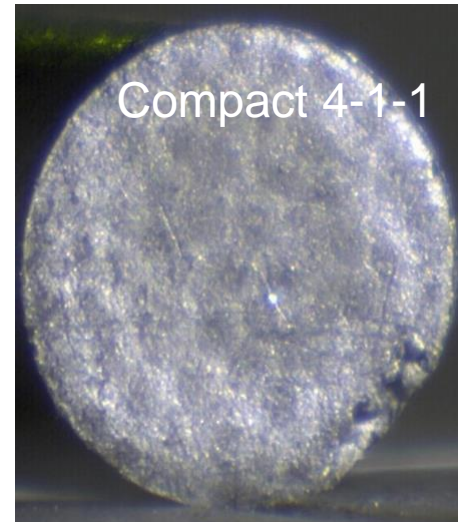

Compact 4-6-4



Compact 2-7-4

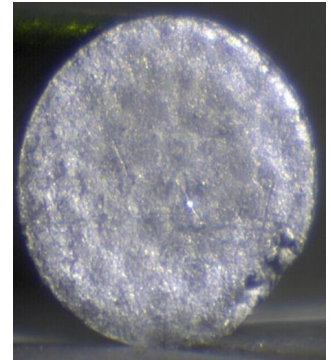


Unusual Compact Appearance and Damage



Complete In-cell Visual Examinations, Assess Frequency of Compact Damage, Determine Severity of Damage

- Compacts not already sent to ORNL or used in DLBL will be examined via in-cell camera
- Compacts with damage could be screened in NRAD plus simplified furnace or possibly FACS for damage
- Compacts could also face DLBL to assess damage
- The point is to distinguish in-pile damage from disassembly/handling damage and potentially allow some compacts to be salvaged for fuel performance exams



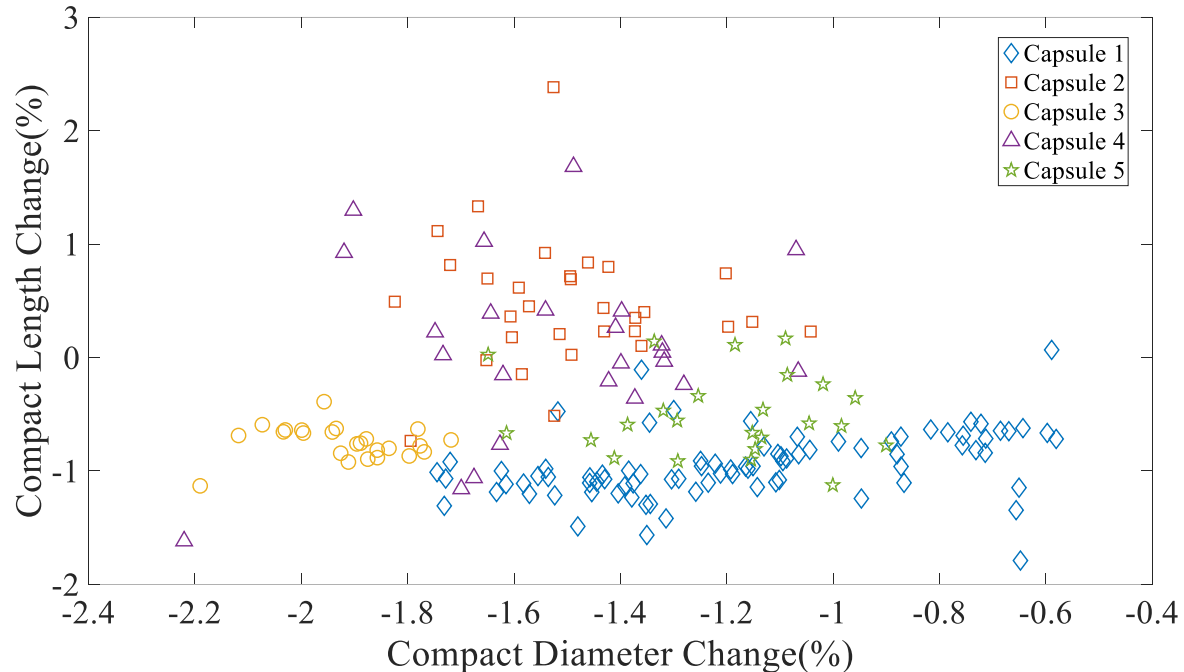


AGR-5/6/7 Metrology

Collaborators:

John D. Stempien
Philip Winston
Cad Christensen
Cassie Anderson-Thueson
Skyler James

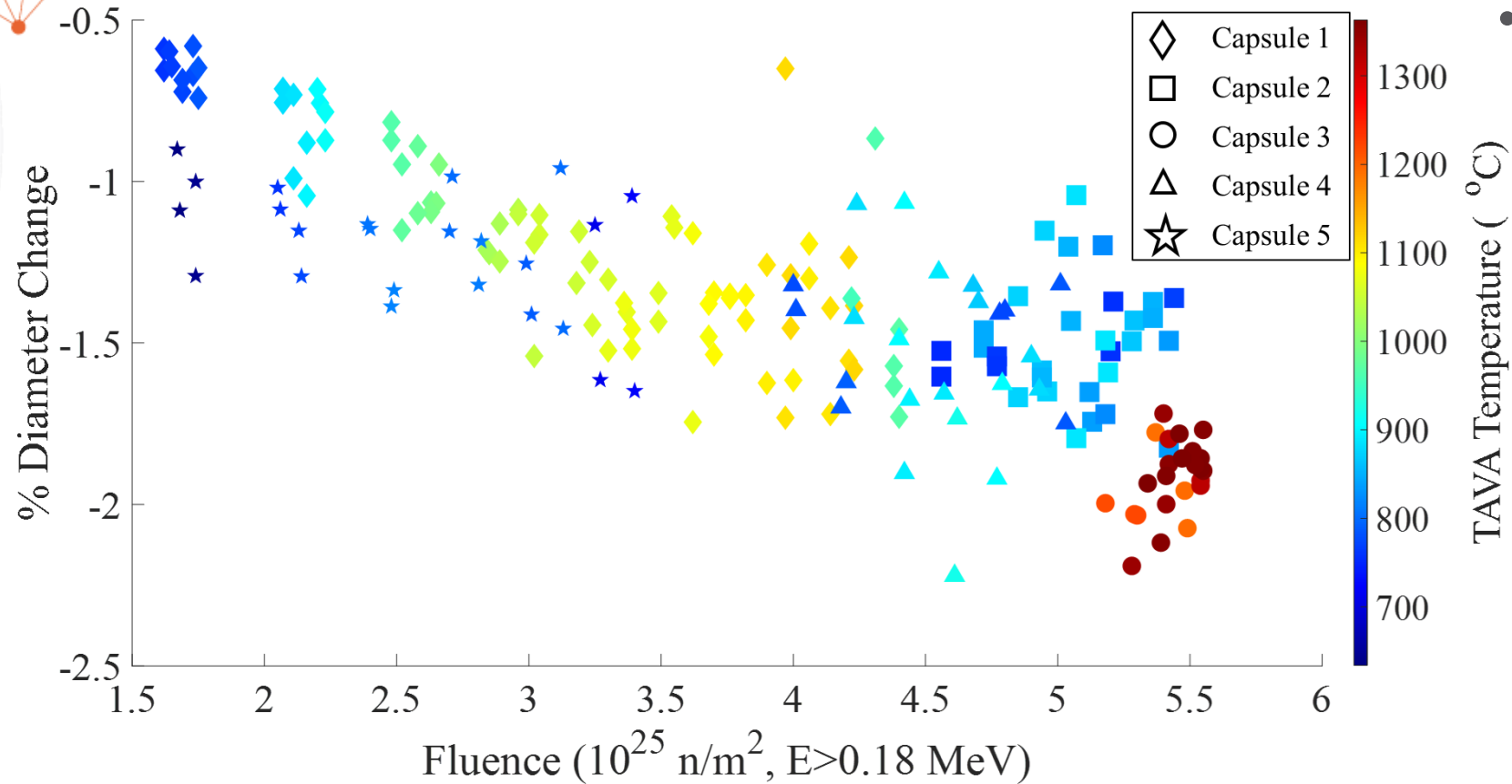
AGR – 5/6/7 - Fuel Compacts Overall



Nominal Packing Factor (PF):
25% - Capsules 1 and 5
40% - Capsules 2, 3, and 4

- The PIE dimensions of 188 compacts were compared with as-fabricated dimensions.
- For PF~40%, the fuel compacts from Capsules 2 and 4 had similar irradiation conditions, and their length changes vs. diameter changes (ΔL vs. ΔD) are similar. The Capsule 3 compacts exhibited length reduction instead of the length increase seen in Capsules 2 and 4, probably due to higher irradiation temperature at Capsule 3.
- For PF~25%, the fuel compacts from Capsules 1 and 5 show different trends in ΔL vs. ΔD despite having similar neutron fluence ranges, likely due to different irradiation temperature.

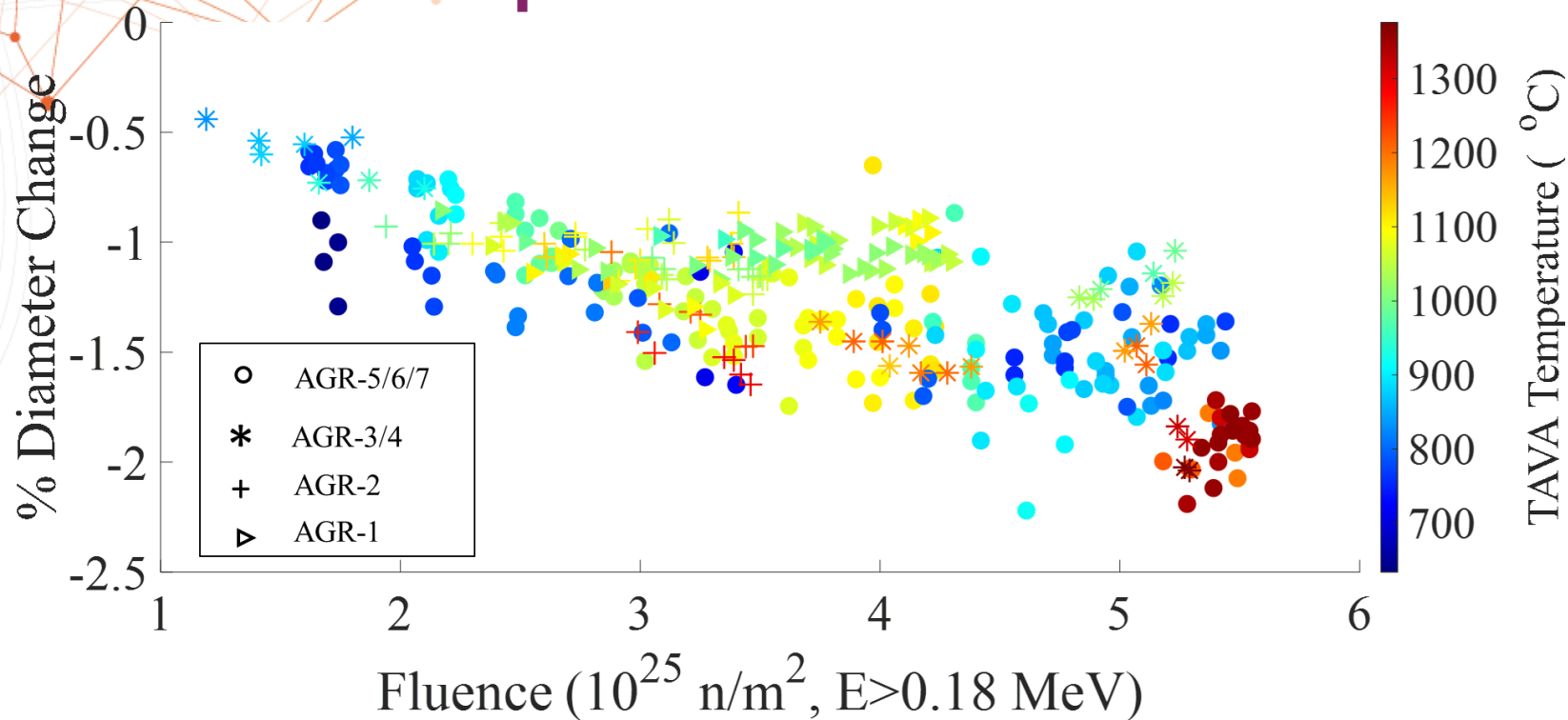
Fuel Compacts - Diameter



- The diameters decrease with increasing fast neutron fluence until about 4.5×10^{25} n/m² (E>0.18 MeV). Above this fluence, the diameter reduction of compacts with TAVA temperatures <1000°C becomes less pronounced.

- The hotter Capsule 3 compacts (TAVA>1190°C) have generally greater diameter reduction than the cooler Capsule 2 compacts (TAVA≤890°C).

Fuel Compacts - Diameter

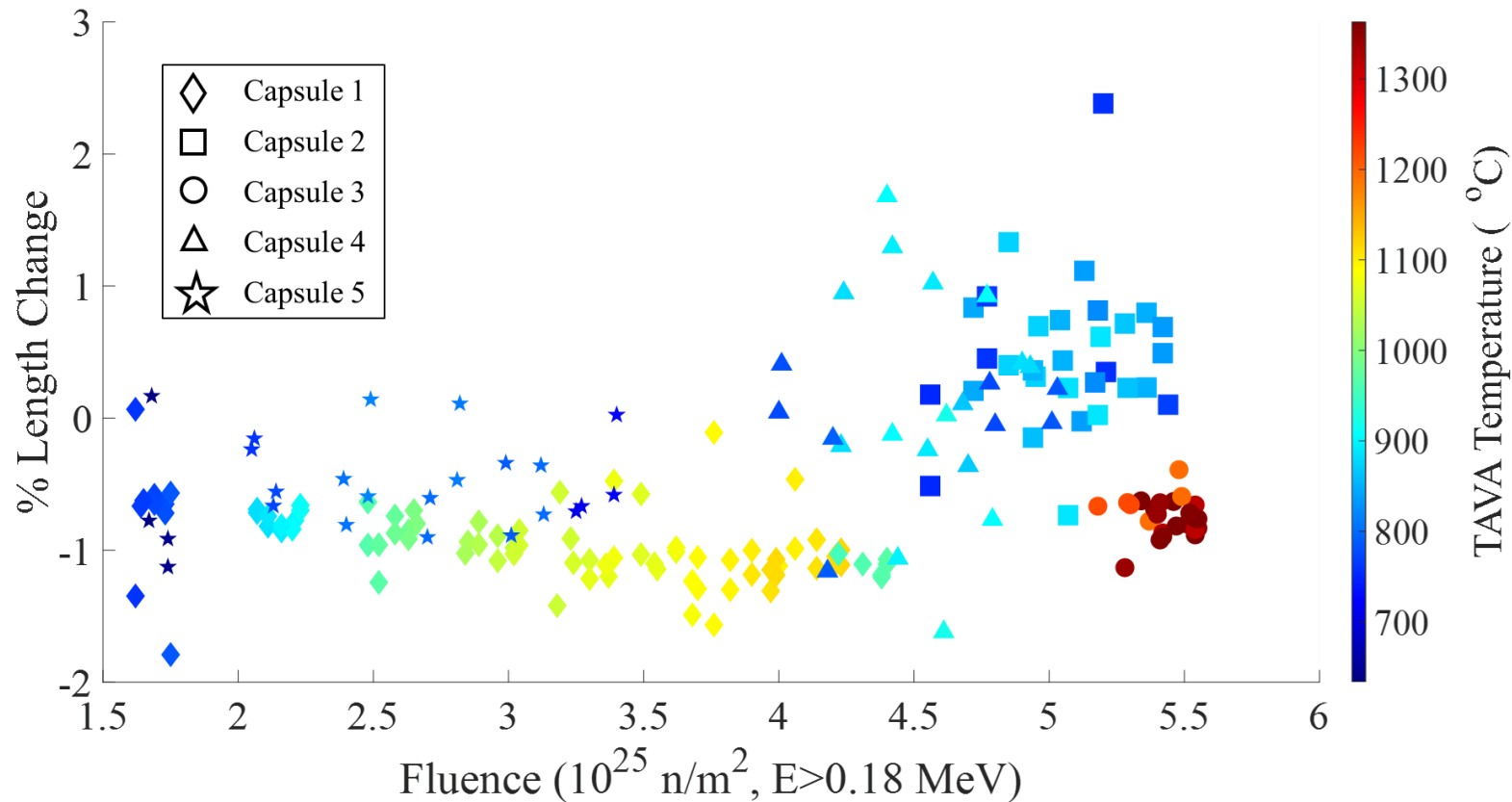


- A similar trend is observed for all AGR campaigns.

	Packing Fraction (%)	Mean Matrix Density (g/cm ³)	Matrix Formulation*
AGR-1	36-37.5	1.22-1.34	A3-3
AGR-2	36.8 (UCO kernel) 23.5 (UO ₂ kernel)	1.59 (UCO kernel) 1.68 (UO ₂ kernel)	A3-3
AGR-3/4	37	1.60	A3-3
AGR-5/6/7	25 or 40	1.75 or 1.76	A3-27

* - this is an identifier, not a grade.

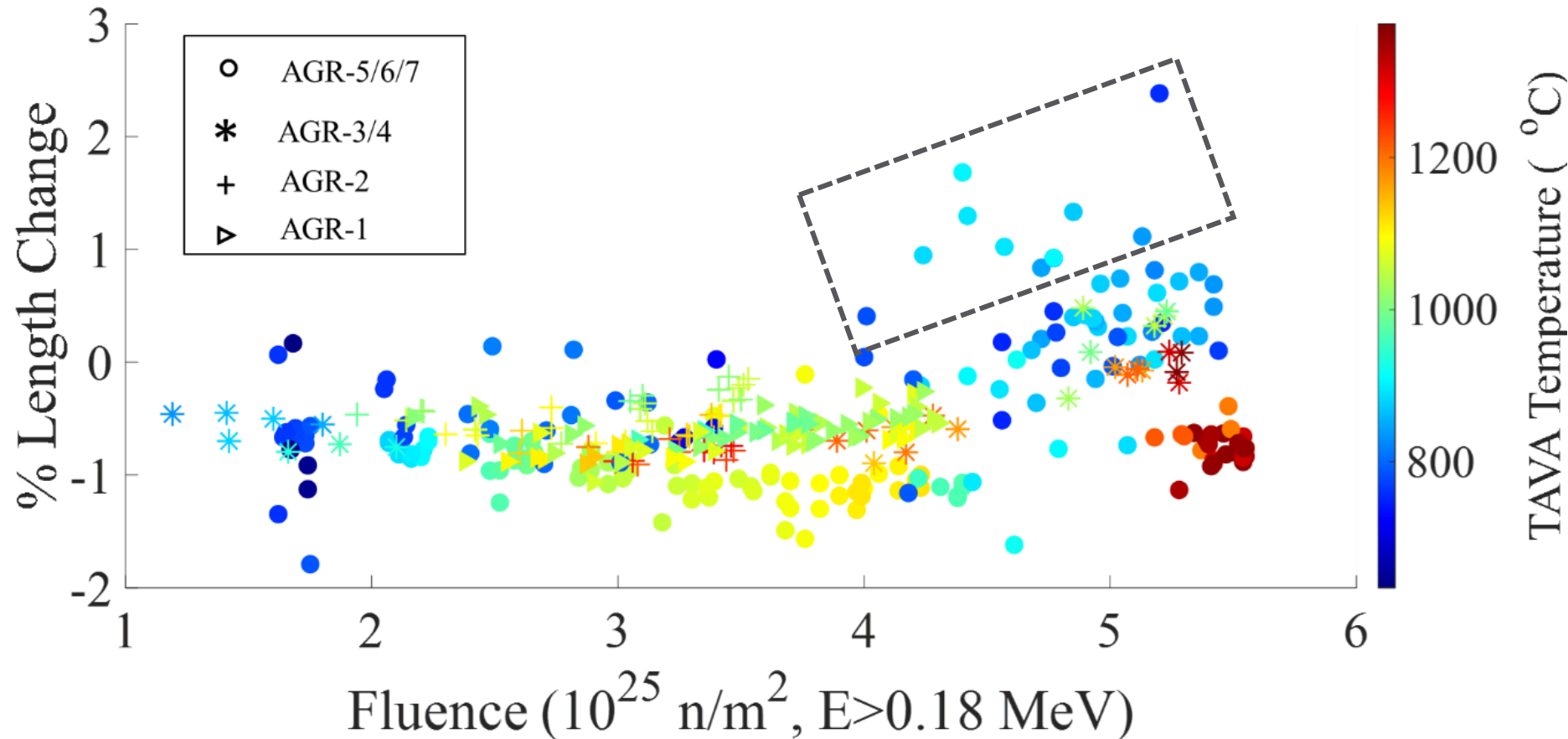
Fuel Compacts - Length



- The compact length changes scatter between -2% and 0% until about $4.5 \times 10^{25} \text{ n/m}^2$ ($E>0.18 \text{ MeV}$), above which the length changes for compacts with TAVA temperatures less than about 950°C in AGR-5/6/7 increase with increasing fluence.

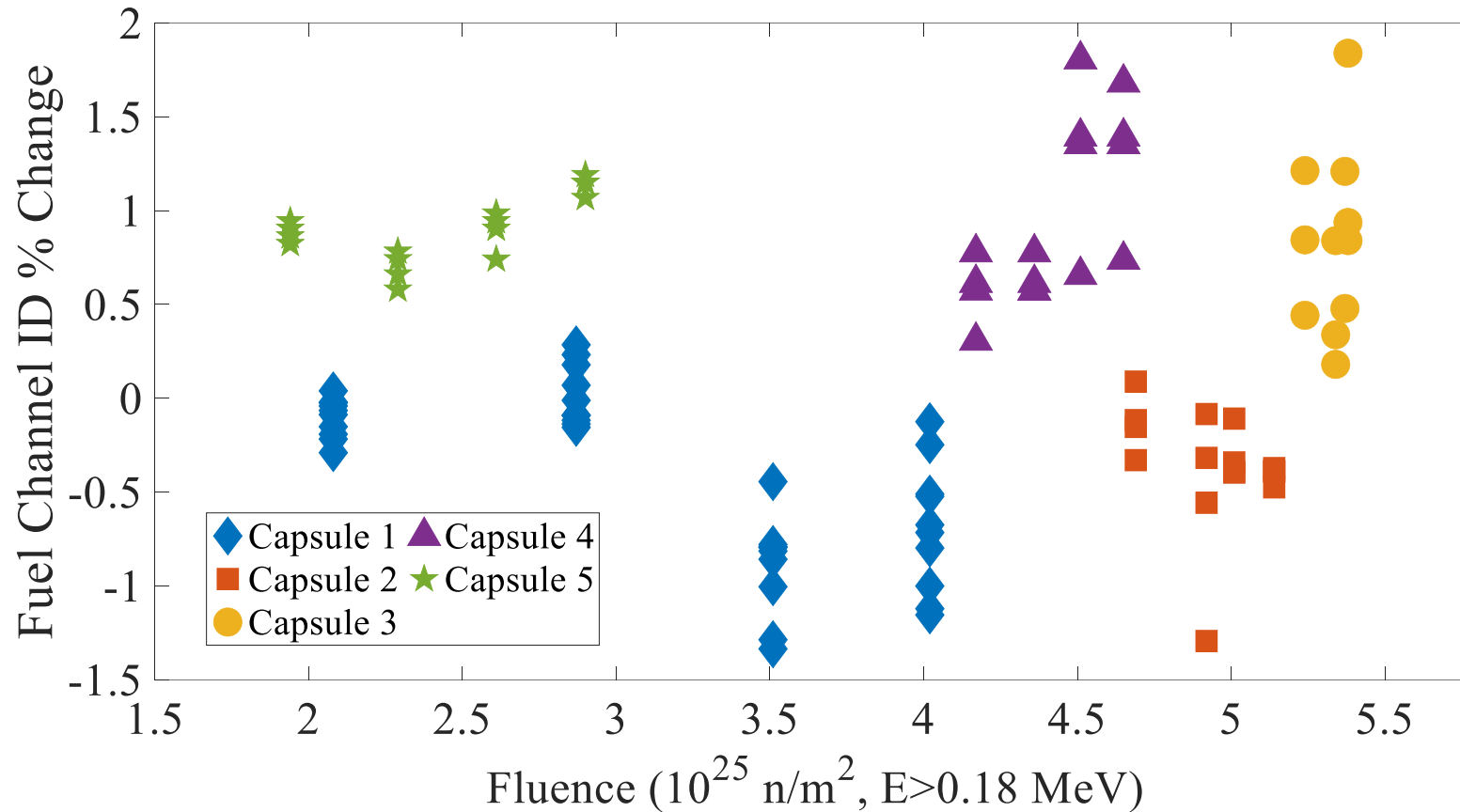
- At the similar fluence, the hotter compacts from Capsule 3 have length shrinkage while the cooler compacts from Capsule 2 have length expansion.

Fuel Compacts - Length



- Trends are generally consistent among all AGR campaigns.
- The high fluence low temperature realm covered by AGR-5/6/7 Capsules 2 and 4 is different than in prior experiments

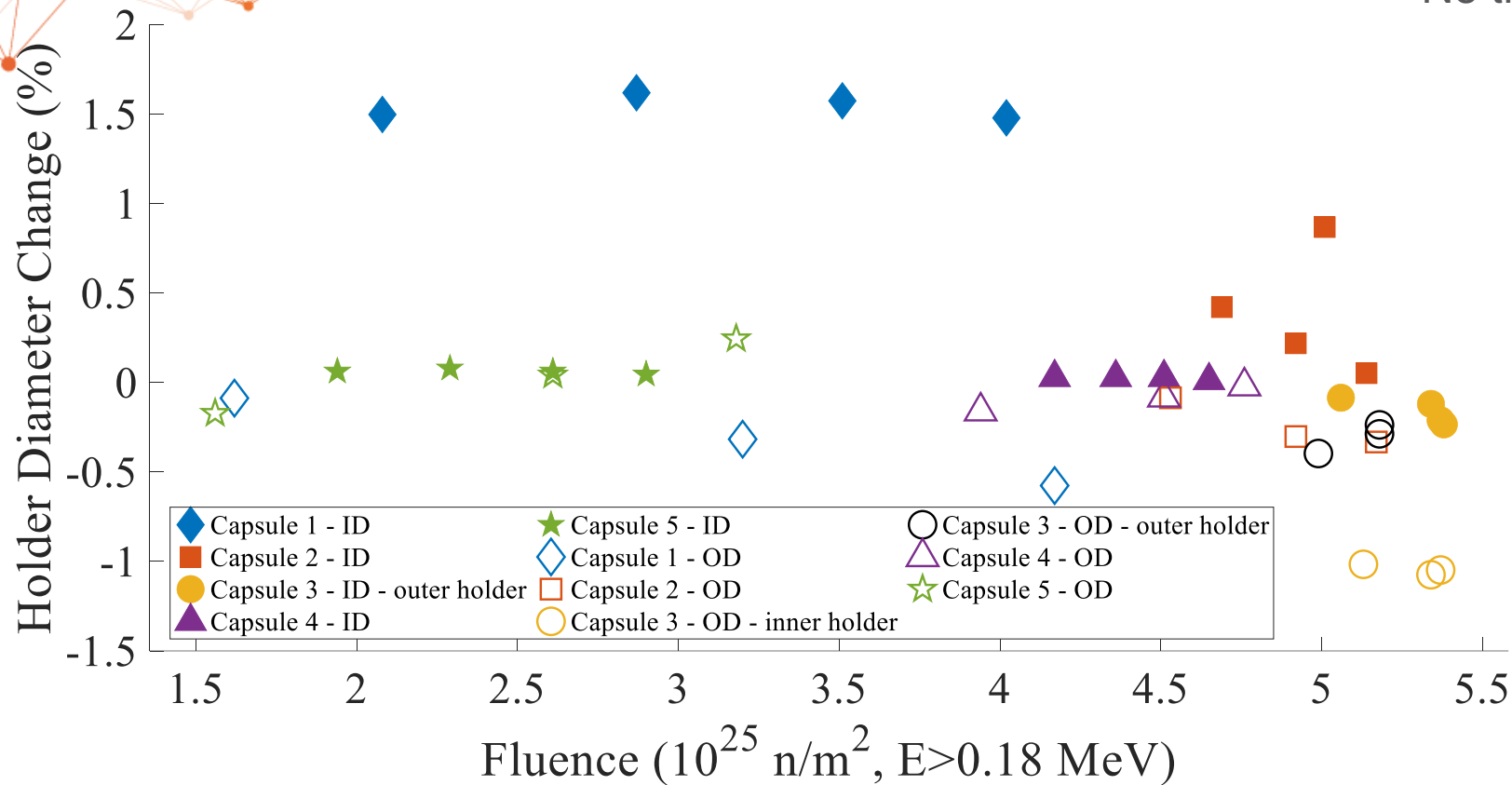
Graphite Holder - Fuel Channel ID



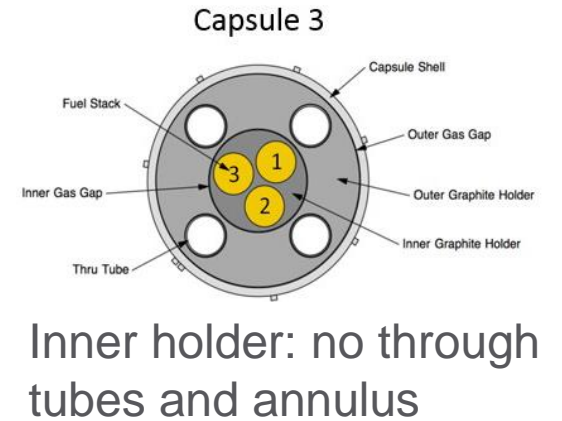
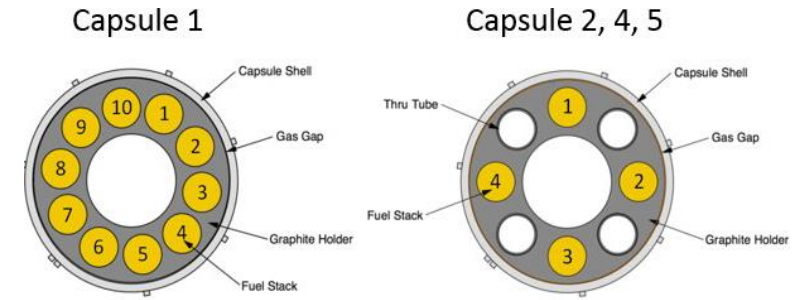
- The fuel hole diameter in Capsules 1 and 2 exhibit reductions. The largest compact diameter is less than the smallest measured fuel hole diameter, so there is no hard contact between fuel compacts and graphite holder .

- There is no clear dependence of fuel hole diameter changes as a function of dpa, irradiation temperature, or fluence.

Graphite Holder - Diameter



No through tubes



- The ID and OD changes are not strongly related with the irradiation temperature and fluence.
- The differences in structure and geometry of graphite holders likely have some effect on the dimensional change.



Summary

- The disassembly and metrology work for AGR-5/6/7 is complete. Initial analysis of deposits on the graphite holder of Capsule 1 confirmed the existence of nickel, which was mostly likely from overheated thermocouples.
- The fuel compact dimensional changes are related to both fast neutron fluence and TAVA temperatures.
- For the graphite holders, the fuel channel diameter change, ID change, and OD change did not seem to be strongly correlated with the irradiation temperature and fluence. The differences in structure and geometry of graphite holders likely have some effect on the dimensional change.
- These dimensional changes are generally consistent with what has been observed in prior AGR campaigns.
- These dimensions will be fed back into the thermal model to refine the calculations.



Idaho National Laboratory